

# Contents

Scope and Sequence, Grade 5	T8
Welcome to <i>We Believe with Project Disciple</i>	T10
Frequently Asked Questions	T12
Profile of a Fifth Grade Disciple	T13
Program Overview	T14
This Year Go Green!	T22
Introductory Chapter	T0

## UNIT 1 Jesus Christ Shares His Life with Us 17

### 1 Jesus Shares God's Life with Us

Plan and Prepare	19A
Family Reproducible Master	19E
Scripture Reproducible Master	19F
Chapter Reproducible Master	19G
<b>Lesson Plan</b>	19
<ul style="list-style-type: none"> <li>• Jesus is the Son of God. • Jesus shows us God's love.</li> <li>• Jesus invites people to follow him. • Jesus' disciples continue his work.</li> </ul>	

Matthew 3:11, 14, 17; 7:1–2; 9:35, 36; 10:2–4; 11:28; 13:32; 28:18–20; Mark 1:15; 8:2; Luke 4:16–22; 18:35–43  
*As Catholics* ..... The Apostles

**PROJECT DISCIPLE** featuring Saint Elizabeth Ann Seton  
**Take Home** Talking about Jesus' parables  
**Chapter Test**

### 2 Jesus Shares His Mission with the Church

Plan and Prepare	31A
Family Reproducible Master	31E
Scripture Reproducible Master	31F
Reproducible Master	31G

**Lesson Plan** 31  
 • We are joined to Jesus Christ and to one another. • We proclaim the Good News of Christ by what we say and do. • In the liturgy we celebrate Christ's Paschal Mystery. • When we serve others we give witness to Christ.

Matthew 18:20; 25:31–40; 28:19–20; John 15:4–5, 9; Romans 12:5; Colossians 1:18  
*As Catholics* ..... Catholic Social Teaching

**PROJECT DISCIPLE** featuring Jesuit Volunteer Corps  
**Take Home** Choosing one of the Works of Mercy  
**Chapter Test**

### 3 The Church Celebrates Seven Sacraments

Plan and Prepare	43A
Family Reproducible Master	43E
Scripture Reproducible Master	43F
Chapter Reproducible Master	43G

**Lesson Plan** 43  
 • Jesus gave the Church Seven Sacraments. • The Sacraments of Christian Initiation are Baptism, Confirmation, and Eucharist. • The Sacraments of Healing are Penance and Reconciliation, and Anointing of the Sick. • Holy Orders and Matrimony are Sacraments at the Service of Communion.

John 15:9–12  
*As Catholics* ..... Vocation

**PROJECT DISCIPLE** featuring The Claretians  
**Take Home** Sharing memories of the sacraments  
**Chapter Test**

## 4 New Life in Christ

Plan and Prepare	55A
Family Reproducible Master	55E
Scripture Reproducible Master	55F
Chapter Reproducible Master	55G

**Lesson Plan** 55  
 • Baptism is the foundation of Christian life. • In Baptism we are freed from sin and become children of God. • We are priestly, prophetic, and royal people. • Because of our Baptism, we have hope of eternal life.

Isaiah 44:1, 3; Mark 1:11; Acts of the Apostles 2:38; 16:19–33

*As Catholics* ..... Communion of Saints

**PROJECT DISCIPLE** featuring Patron Saints  
**Take Home** Choosing a family patron saint  
**Chapter Test**

## 5 The Celebration of Baptism

Plan and Prepare	67A
Family Reproducible Master	67E
Scripture Reproducible Master	67F
Chapter Reproducible Master	67G

**Lesson Plan** 67  
 • The Church welcomes all to be baptized. • The parish community participates in the celebration of Baptism. • Water is an important sign of Baptism. • The baptized begin their new life as children of God.

Rite of Baptism  
*As Catholics* ..... Baptism in Emergencies

**PROJECT DISCIPLE** featuring The Sign of the Cross  
**Take Home** Discussing the symbols used at Baptism  
**Chapter Test**

## SEASONAL CHAPTERS

### 6 The Liturgical Year

Plan and Prepare	79A
<b>Lesson Plan</b>	79
• Throughout the liturgical year we remember and celebrate the life of Christ.	

Psalm 90:1–2

Chapter Reproducible Master	84A
Family Reproducible Master	84B

### 7 Ordinary Time

Plan and Prepare	85A
<b>Lesson Plan</b>	85
• Ordinary Time is a special season to learn about the life of Christ and to grow as his followers.	

Psalm 145:2; John 11:25–26

Chapter Reproducible Master	90A
Family Reproducible Master	90B

Unit 1 Test 91

Unit 1 Alternative Assessment 315



## UNIT 2 Confirmation and Eucharist Complete Our Initiation 93

### 8 The Coming of the Holy Spirit

Plan and Prepare	95A
Family Reproducible Master	95E
Scripture Reproducible Master	95F
Chapter Reproducible Master	95G

**Lesson Plan 95**  
 • On Pentecost the Holy Spirit came upon the first disciples.  
 • Laying on of hands and anointing are signs of the Holy Spirit's presence. • In Confirmation we become more like Christ and are strengthened to be his witnesses.  
 • Preparation is an important part of Confirmation.

Ezekiel 37:14; Act of the Apostles 1:8; 2:1–47

*As Catholics* ..... Symbols of the Holy Spirit

**PROJECT DISCIPLE** featuring Saint John Bosco

**Take Home** Growing closer to Christ

**Chapter Test**

### 9 The Celebration of Confirmation

Plan and Prepare	107A
Family Reproducible Master	107E
Scripture Reproducible Master	107F
Chapter Reproducible Master	107G

**Lesson Plan 107**  
 • Confirmation leads us from Baptism to the Eucharist.  
 • In the Sacrament of Confirmation, we are sealed with the Gift of the Holy Spirit. • The gifts of the Holy Spirit help those who are confirmed. • Confirmation calls those anointed to live out their Baptism as witnesses of Jesus Christ.

John 14:26; 16:12–13; Galatians 5:22–23;

Rite of Confirmation

*As Catholics* ..... Chrismation

**PROJECT DISCIPLE** featuring World Youth Day

**Take Home** Filling your home with the fruits of the Holy Spirit

**Chapter Test**

### 10 Jesus Christ, the Bread of Life

Plan and Prepare	119A
Family Reproducible Master	119E
Scripture Reproducible Master	119F
Chapter Reproducible Master	119G

**Lesson Plan 119**  
 • In the Eucharist we celebrate and receive Jesus Christ.  
 • The Eucharist is memorial, a meal, and a sacrifice.  
 • We recognize Jesus in the breaking of bread. • Jesus is the Bread of Life.

John 6:1–14, 27, 35, 51, 55, 56; Luke 22:19–20, 24:13–35; Acts of the Apostles 2:42

*As Catholics* ..... Covenant

**PROJECT DISCIPLE** featuring The Feast of the Body and Blood of Christ

**Take Home** Offering God thanks and praise

**Chapter Test**

### 11 The Celebration of the Eucharist

Plan and Prepare	131A
Family Reproducible Master	131E
Scripture Reproducible Master	131F
Chapter Reproducible Master	131G

**Lesson Plan 131**  
 • The Introductory Rites bring us together as a community.  
 • During the Liturgy of the Word, we listen and respond to the Word of God. • During the Liturgy of the Eucharist we pray the great prayer of thanksgiving and receive the Body and Blood of Christ. • The Concluding Rites send us out to be the Body of Christ to others.

Luke 22:15–20; The Roman Missal

*As Catholics* ..... Lectionary and Book of Gospels

**PROJECT DISCIPLE** featuring Blessed Kateri Tekakwitha

**Take Home** Taking part in the Mass

**Chapter Test**

### 12 Living as Prayerful People

Plan and Prepare	143A
Family Reproducible Master	143E
Scripture Reproducible Master	143F
Chapter Reproducible Master	143G

**Lesson Plan 143**  
 • Jesus teaches us to pray. • We are called to pray daily.  
 • Sacraments are a part of the Church's prayer life.  
 • Catholics have a rich tradition of special practices and popular devotions.

Psalm 121:1–6; Luke 18:13; 23:34;  
 John 11:41; 2 Corinthians 13:13; Philipians 1:9;  
 1 Thessalonians 5:17; Ephesians 6:18

*As Catholics* ..... Our Lady of Guadalupe

**PROJECT DISCIPLE** featuring Las Posadas

**Take Home** Taking a "sacramental journey"

**Chapter Test**

## SEASONAL CHAPTERS

### 13 Advent

Plan and Prepare	155A
Lesson Plan	155

• Advent is a season of joyful expectation and preparation for the coming of the Son of God.

John 4:25, 26; The Roman Missal

Chapter Reproducible Master 160A

Family Reproducible Master 160B

### 14 Christmas

Plan and Prepare	161A
Lesson Plan	161

• The season of Christmas is a time to rejoice in the Incarnation.

Luke 2:1–14; John 1:14; Isaiah 61:10

Chapter Reproducible Master 166A

Family Reproducible Master 166B

Unit 2 Test 167

Unit 2 Alternative Assessment 316



## UNIT 3 The Sacraments of Healing Restore Us ..... 169

### 15 We Turn to God

Plan and Prepare .....	171A
Family Reproducible Master .....	171E
Scripture Reproducible Master .....	171F
Chapter Reproducible Master .....	171G

#### Lesson Plan ..... 171

- Jesus calls us to conversion. • Jesus forgives as only God can do. • Jesus continues to forgive us through the Church. • We are reconciled with God and the Church.

Mathew 18:21, 22; Mark 1:15; 2:1–12; Luke 15:11–24; John 20:21–23; Colossians 3:12–13

*As Catholics* ..... Confiteor

#### PROJECT DISCIPLE featuring Saint Dominic

**Take Home** Fostering forgiveness and reconciliation in the family

#### Chapter Test

### 16 The Celebration of Penance and Reconciliation

Plan and Prepare .....	183A
Family Reproducible Master .....	183E
Scripture Reproducible Master .....	183F
Chapter Reproducible Master .....	183G

#### Lesson Plan ..... 183

- The Sacrament of Penance and Reconciliation strengthens our relationship with God and others. • In the Sacrament of Penance, the Church celebrates God's forgiveness. • In the Sacrament of Penance we trust in God's mercy. • Together we turn our hearts and minds to God.

Luke 15: 1–7; Rite of Penance

*As Catholics* ..... Forgiveness During Mass

#### PROJECT DISCIPLE featuring Retreat Days

**Take Home** Planning to receive the Sacrament of Penance

#### Chapter Test

### 17 Jesus, the Healer

Plan and Prepare .....	195A
Family Reproducible Master .....	195E
Scripture Reproducible Master .....	195F
Chapter Reproducible Master .....	195G

#### Lesson Plan ..... 195

- Jesus heals those who are sick. • Jesus' Apostles preach and heal in his name. • The Church continues Jesus' healing ministry. • We are called to care for those who are sick.

Mathew 9:35–36; 14:13–14; Mark 6:13; 16:18; John 4:46–53; Acts of the Apostles 3:1–10; 1 Corinthians 12:25–26; James 5:13:15

*As Catholics* ..... Miracles

#### PROJECT DISCIPLE featuring The Hospice Movement

**Take Home** Helping people who are ill

#### Chapter Test

### 18 The Celebration of the Anointing of the Sick

Plan and Prepare .....	207A
Family Reproducible Master .....	207E
Scripture Reproducible Master .....	207F
Chapter Reproducible Master .....	207G

#### Lesson Plan ..... 207

- Jesus is with us when we are suffering. • The Anointing of the Sick continues Jesus' saving work of healing. • The Church celebrates the Anointing of the Sick. • Jesus is with those who hope for eternal life.

Mathew 25:40; Mark 10:13–14, 16; John 6:54; 1 Corinthians 1:25; Pastoral Care of the Sick

*As Catholics* ..... Oil of the Sick

#### PROJECT DISCIPLE featuring The Alexian Brothers

**Take Home** Learning about the Anointing of the Sick in your parish

#### Chapter Test

### 19 Mary, Model of Discipleship

Plan and Prepare .....	219A
Family Reproducible Master .....	219E
Scripture Reproducible Master .....	219F
Chapter Reproducible Master .....	219G

#### Lesson Plan ..... 219

- Mary is Jesus' first disciple. • Mary is most blessed among women. • Mary is the greatest of all the saints. • The Church remembers and honors Mary.

Mathew 1:20–21; Luke 1:26–45; John 19:26, 27

*As Catholics* ..... Saint Joseph

#### PROJECT DISCIPLE featuring The National Shrine of the Immaculate Conception

**Take Home** Sharing ways to honor Mary

#### Chapter Test

## SEASONAL CHAPTERS

### 20 Lent

Plan and Prepare .....	231A
Lesson Plan .....	231
• Lent is the season of preparation for the great celebration of Easter.	

Joel 2:12–13; Mathew 21:1–11

Chapter Reproducible Master ..... 236A

Family Reproducible Master ..... 236B

### 21 Triduum

Plan and Prepare .....	237A
Lesson Plan .....	237
• The Easter Triduum is our greatest celebration of the Paschal Mystery.	

John 13:1; 1 John 4:7, 9, 11; The Roman Missal

Chapter Reproducible Master ..... 242A

Family Reproducible Master ..... 242B

Unit 3 Test ..... 243

Unit 3 Alternative Assessment ..... 317



## UNIT 4 We Love and Serve As Jesus Did 245

### 22 Faith, Hope, and Love

Plan and Prepare	247A
Family Reproducible Master	247E
Scripture Reproducible Master	247F
Chapter Reproducible Master	247G

#### Lesson Plan

- We believe in God and all that the Church teaches.
- We trust in God and are confident in his love and care for us.
- We are able to love God and one another.
- The saints are models for living the life of virtue.

Matthew 5:3–10; 22:37–39; Luke 17:5; John 13:34–35; 20:29; 1 Corinthians 13:2–4, 13

*As Catholics* ..... The Cardinal Virtues

#### PROJECT DISCIPLE featuring Canonization Process

**Take Home** Discussing ways to live out the Beatitudes

#### Chapter Test

### 23 Called to Live as Jesus' Disciples

Plan and Prepare	259A
Family Reproducible Master	259E
Scripture Reproducible Master	259F
Chapter Reproducible Master	259G

#### Lesson Plan

- Jesus calls the baptized to serve him in the priesthood of the faithful.
- The laity share in the mission to bring the Good News of Christ to the world.
- Women and men in religious life serve Christ, their communities, and the whole Church.
- Friendships prepare us for future vocations.

John 14:12–13

*As Catholics* ..... Missionaries

#### PROJECT DISCIPLE featuring Pastoral Administrators

**Take Home** Choosing to be active in your parish

#### Chapter Test

### 24 Matrimony: A Promise of Faithfulness and Love

Plan and Prepare	271A
Family Reproducible Master	271E
Scripture Reproducible Master	271F
Chapter Reproducible Master	271G

#### Lesson Plan

- Marriage was part of God's plan from the very beginning.
- The marriage covenant is built on Christ's love for the Church.
- In the Sacrament of Matrimony, a man and woman promise to always love and be true to each other.
- Families are very important communities.

Deuteronomy 6:4–7; Genesis 1:28; 2:24; Matthew 19:6; Rite of Marriage

*As Catholics* ..... The Domestic Church

#### PROJECT DISCIPLE featuring Saint Margaret

**Take Home** Deciding to be the "domestic Church"

#### Chapter Test

### 25 Holy Orders: A Promise of Service for the People of God

Plan and Prepare	283A
Family Reproducible Master	283E
Scripture Reproducible Master	283F
Chapter Reproducible Master	283G

#### Lesson Plan

- Jesus shares his ministry in a special way with the Apostles.
- Holy Orders is the sacrament through which the Church continues the Apostles' mission.
- Bishops, priests, and deacons serve the Church in different ways.
- The laying on of hands and prayer of consecration are the main parts of the Sacrament of Holy Orders.

Matthew 4:18–20; 9:9; Mark 6:7; Luke 6:13; 10:2;

22:27; John 13:20; 20:21–22; 21:15, 16, 17;

Rites of Ordination

*As Catholics* ..... The Pope

#### PROJECT DISCIPLE featuring Saint Andrew Kim Taegon

**Take Home** Working together on family tasks

#### Chapter Test

### 26 One, Holy, Catholic, and Apostolic

Plan and Prepare	295A
Family Reproducible Master	295E
Scripture Reproducible Master	295F
Chapter Reproducible Master	295G

#### Lesson Plan

- The Church is one and holy.
- The Church is catholic and apostolic.
- The Church respects all people.
- The Church works for justice and peace.

Matthew 28:19; Luke 4:18–19; John 17:20–21;

Ephesians 2:19, 20; 4:4, 5–6

*As Catholics* ..... The Laws of the Church

#### PROJECT DISCIPLE featuring Stewards of Creation

**Take Home** Participating in a local service project

#### Chapter Test

## SEASONAL CHAPTER

### 27 Easter

Plan and Prepare	307A
Lesson Plan	307

- The Easter season is a special time to rejoice over the new life we have in Christ.

Mark 16:1–10; 1 Peter 5:4; James 1:12; Luke 1:41–43;

The Roman Missal

Chapter Reproducible Master 312A

Family Reproducible Master 312B

Unit 4 Test 313

Unit 4 Alternative Assessment 318


PROJECT DISCIPLE RESOURCES 319A



# Confirmation and Eucharist Complete Our Initiation

UNIT  
2

Chapter 8	The Coming of the Holy Spirit	95
Chapter 9	The Celebration of Confirmation	107
Chapter 10	Jesus Christ, the Bread of Life	119
Chapter 11	The Celebration of the Eucharist	131
Chapter 12	Living As Prayerful People	143



## Seasonal Chapters

- Chapter 13 Advent  
Chapter 14 Christmas

93

## CLASS CONNECTION

Read aloud the unit title and chapter titles. Ask the students: *What do you think you will be learning about in this unit?* Invite a few volunteers to respond. Then, explain to the students that they will be learning about both the origins and celebration of the Sacrament of Confirmation and the Sacrament of the Eucharist.

## HOME CONNECTION

### Project Disciple Dear Family

Sadlier *We Believe* calls on families to become involved in:

- learning the faith
- prayer and worship
- living their faith.

Highlighting of these unit family pages and the opportunities they offer will strengthen the partnership of the Church and the home.

For additional information and activities, encourage families to visit Sadlier's

[www.WEBELIEVEweb.com](http://www.WEBELIEVEweb.com)



### PROJECT DISCIPLE

## DEAR FAMILY

### In Unit 2 your child will grow as a disciple of Jesus by:

- understanding the story of Pentecost and the sign of the laying on of hands as the origin of the Sacrament of Confirmation
- becoming aware of the title, or celebration, of the Sacrament of Confirmation
- recognizing that in the Sacrament of the Eucharist Jesus is truly present under the appearance of bread and wine
- appreciating that through the celebration of the Eucharist, the Mass, we are strengthened to answer our call to discipleship
- exploring the importance of prayer.

### What's the Word?

In Chapter 10, the children hear the story of Jesus' appearance on the road to Emmaus (Luke 24:13-35). Read the story on page 124. The disciples finally recognized this was the risen Jesus when he broke the bread at Eucharist. Do you and your family recognize him as you walk through the events of your day?



At your next family meal, pray together:

Jesus, never be a stranger,  
always be a friend,  
present with our family,  
now and forever.  
Amen.

94

### Reality Check

"The Christian family is a communion of persons, a sign and image of the communion of the Father and the Son in the Holy Spirit."

(Catechism of the Catholic Church, 2201)

### Question Corner

Check the definition of prayer that means the most to your life today:

- Prayer is asking God for help.  
□ Prayer is offering my thoughts and feelings to God.  
□ Prayer is having a conversation with God.  
□ (other)

### Show That You Care

As a family celebrate the Eucharist together. Write one thing your family can do to live out the meaning of the Eucharist.

### Take Home

Be ready for this unit's

Take Home:

- Chapter 8: Growing closer to Christ  
Chapter 9: Filling your home with the fruits of the Holy Spirit  
Chapter 10: Offering God thanks and praise  
Chapter 11: Taking part in the Mass  
Chapter 12: Taking a "sacramental journey"



## Overview

In Chapter 5 the students learned about the Sacrament of Baptism. In this chapter the students will learn about the Sacrament of Confirmation and explore the connections between this sacrament and Baptism.

## Doctrinal Content

For Adult Reading and Reflection  
*Catechism of the Catholic Church*

The students will learn:

Paragraph

- On Pentecost the Holy Spirit came upon the first disciples. . . . . 1287
- Laying on of hands and anointing are signs of the Holy Spirit's presence. . . . . 1288–1289
- In Confirmation we become more like Christ and are strengthened to be his witnesses. . . . . 1303
- Preparation is an important part of Confirmation. . . . . 1309



**Confirmation** (p. 100)

## Catechist Background

What gives you strength?

The Israelites, our ancestors in faith, were waiting for the Messiah, the Anointed One, upon whom the Spirit of the Lord would rest. When Jesus was baptized by John the Baptist, the Holy Spirit descended upon him, signifying that he was the hoped-for Messiah. Jesus promised to send the Holy Spirit to empower the Apostles in their mission. The Holy Spirit came upon the first disciples at Pentecost, enabling them to do mighty deeds in God's name.

The Holy Spirit continues to empower those who are disciples of Christ. Throughout Scripture and the early Church, the laying on of hands and anointing were signs of this power, authority, and grace. They were signs of the Holy Spirit's power and presence.

In Confirmation, the bishop employs these gestures to confer the sacrament. When we are anointed with holy oil, we are strengthened to become more like Christ and share more fully in his

Go to [www.webelieveweb.com](http://www.webelieveweb.com), Catechist/Teacher, We Believe Correlations for this chapter's correlation to:

- Six Tasks of Catechesis
- Catholic Social Teaching.

mission. "By Confirmation Christians, that is, those who are anointed, share more completely in the mission of Jesus Christ and the fullness of the Holy Spirit with which he is filled, so that their lives may give off 'the aroma of Christ'" (CCC 1294).

To be open to the Gift of the Holy Spirit, candidates must go through a process of preparation. During this time the candidates study, pray, and do acts of service for others. The parish community is the initiating community. Parishioners pray for and with the candidates, share their faith, and exemplify Christian living in their own lives. This preparation enables the candidates to be ready to receive the Holy Spirit, who enlivens us to be imitators of Christ.

How do you see the Sacrament of Confirmation empowering you and others?



# Lesson Planning Guide

## Lesson Focus

## Presentation

## Materials

### Day 1

#### page 45

#### **We Gather in Prayer**

#### pages 46–47

*On Pentecost the Holy Spirit came upon the first disciples.*

 *Acts of the Apostles 2:1–47*

- Listen to Scripture.



- Respond in song.

- Discuss the **We Gather** questions.
- Read and discuss the **We Believe** text and Scripture about coming of the Holy Spirit at Pentecost.



- Complete **We Respond** role-play about Pentecost and witnessing to Christ.

For the prayer space: Bible, picture of a dove



“We Belong to God’s Family,”  
Owen Alstott, #7, Grade 5 CD

- copies of Reproducible Master 8, guide page 95G

### Day 2

#### pages 48–49

*Laying on of hands and anointing are signs of the Holy Spirit’s presence.*

- Answer the **We Gather** questions.
- Read and discuss laying on of hands and anointing in the **We Believe** text.
- Develop questions for a quiz.
- Read and discuss the *As Catholics* text.



- Do illustrations to complete the **We Respond** activity.

- picture of a dove
- copies of reproducible master, *What’s the Word?*, guide page 95F

### Day 3

#### pages 100–101

*In Confirmation we become more like Christ and are strengthened to be his witnesses.*

- Discuss the **We Gather** question about feeling close.
- Read the **We Believe** text about Confirmation, Baptism, and the Eucharist.



- Sing “We Belong to God’s Family” for the **We Respond**.



“We Belong to God’s Family,”  
Owen Alstott, #7, Grade 5 CD

### Day 4

#### pages 102–103

*Preparation is an important part of Confirmation.*

- Discuss the **We Gather** questions.
- Read and discuss the **We Believe** text on preparing for Confirmation.
- Make a word web on Confirmation.
- Answer the **We Respond** questions.

- drawing paper

### Day 5

#### pages 104–105 **Project Disciple**

#### page 106 **Chapter 8 Test**

- Complete the **Project Disciple** activities.
- Explain the *Take Home* activity.
- Discuss/send home **Sharing Faith with My Family**, Page 95E.
- Complete **Chapter 8 Test**.
- Work on *Alternative Assessment* activity.

- copies of **Sharing Faith with My Family** reproducible master, guide page 95E





# Enrichment Ideas

## Chapter Story

Margaret could not eat much of her breakfast. She had a chapter test in math and was very anxious. All during the week and last night she had studied the material, but she had a hard time grasping fractions. One minute she remembered what to do and the next minute her mind went blank.

"Is anything wrong Margaret? Do you feel all right?" her mother inquired.

With her stomach in knots from worrying about the test, Margaret answered with a sigh, "I've studied so hard all week for this test. I still feel I don't know the stuff in math. I'm scared I am going to flunk this test. I just know it."

Her mother looked at her and said, "I've seen you studying, and I bet you know more than you think. Maybe the problem is that you don't believe in yourself." Margaret's mother walked over to her and, placing her arm around her shoulders, whispered, "Before you begin your test, say a prayer to the Holy Spirit. Ask for the help to remember that God loves you no matter what!"

Later that day Margaret did as her mother suggested. "Help me, Holy Spirit, to remember that God loves me," she prayed. Things were going smoothly until the last section. She could not remember how to do those problems. She began to panic. Time was running out. Her teacher looked up and their eyes met. She gave Margaret a warm smile.

Somehow the teacher's smile made Margaret feel better. She remembered: "God loves me no matter what!" Margaret looked down at her paper again and did her best to solve those last math problems.

► *Why was it important for Margaret to study before the math test? How did the Holy Spirit help Margaret?*

## FAITH and MEDIA

► Talk about the coming of the Holy Spirit on Pentecost. Use these words: "Viewed in the light of faith, the history of human communication can be seen as a long journey from Babel, site and symbol of communication's collapse . . . to Pentecost and the gift of tongues . . . —communication restored by the power of the Spirit sent by the Son. Sent forth into the world to announce the good news . . . the Church has the mission of proclaiming the Gospel until the end of time. Today, she knows, that requires using media. . . ."

(Pontifical Council for Social Communications, *Ethics in Communications*, June 4, 2000, no. 3)

## CHAPTER

## PROJECT: CLAY MODELS

Organize the class into groups of three or four. Provide each group with a reasonable quantity of modeling clay. Explain that at the end of Days 1–4, each group will meet, discuss the lesson content, and then make something out of modeling clay to represent the content of the lesson. Groups may choose to make a scene from an important story described in the text, a symbol, a word, or another

object that closely relates to the main idea of the lesson. Provide time for groups to discuss what they want to make. Have each group show its work so that the students can see different ways of expressing the core ideas in each lesson. Display the clay models. Invite other groups to view them. Encourage the students to explain what the models mean or represent.



# PROJECT DISCIPLE



## Additional Activities



**Materials needed:** Nicene Creed (See *Prayers and Practices* page 326.)

Explain to the students that in the Nicene Creed, we profess our belief in the Holy Spirit: “We believe in the Holy Spirit, the Lord, the giver of life, who proceeds from the Father and Son. With the Father and the Son he is worshiped and glorified. He has spoken through the prophets.” Have students be mindful of these words as they review the Nicene Creed with a partner. Allow time for each partner to proclaim the Creed.

### What's *the* Word?

(Use on Day 2.)

**Materials needed:** copies of reproducible master, guide page 95F; Bibles

Distribute copies of the Scripture reproducible master. Choose volunteers to read the parts of the narrator, Luke, and Theophilus. Have these students read the script.

After the reading, use the Bibles to read together Acts of the Apostles 1:13–14 and talk about it. Then read Acts 1:15–26. Have the students write about the disciples’ decision. (to choose Matthias to replace Judas as the new Apostle)

### Picture This

**Materials needed:** construction paper in a variety of colors, scissors, glue, poster board

Guide students to design a mosaic to depict a symbol of the Holy Spirit. Brainstorm a list of symbols of the Holy Spirit. (For example: a dove, fire, wind, water, anointing with oil, etc.) Have students select a symbol to sketch on a piece of poster board. Remind students to be sure to allow space for the symbol to be filled in with different sized pieces of construction paper. Cut out random shapes and sizes from multiple colors of construction paper. Glue the pieces to the sketch to form the mosaic. Allow time for the glue to dry. Have students write captions for their mosaics that explain the symbol of the Holy Spirit. Display the mosaics in a prominent place.

### More to Explore

Help the students find examples of fine art online that depict the Holy Spirit. You may want to research certain Web sites and then direct the students to those specific sites.

## Meeting Individual Needs

### English Language Learners

Students for whom English is a second language may not be reading at a level commensurate with their peers. Pages with extensive text will require more time to work through. Use visual aids whenever possible to increase comprehension. Writing the *Key Words* with accompanying artwork and other important terms on index cards will help those students who are visual learners. Have the students list or underline the key information.

## We Believe Resources

- Grade 5 *Review & Resource Book*, pages 19–21
- Grade 5 *Family Book*, pages 24–26
- Grade 5 *Assessment Book*, pages 15–16
- Grade 5 CD-ROM *Test Generator and Resource*: Use Chapter 8 Test or customize your own.
- [www.webelieveweb.com](http://www.webelieveweb.com)



# SHARING FAITH

## with My Family



### Sharing What I Learned

Discuss the following with your family:

- Pentecost
- the meaning of Confirmation
- Confirmation as a Sacrament of Christian Initiation
- preparation for Confirmation.



### A Sacraments Scrapbook


Work with your family to collect prayers, poems, songs, Scripture, pictures, photographs, and so on, that reflect the Sacrament of Confirmation. Place your findings on sheets of paper to include in your Sacraments Scrapbook.

### A Family Prayer

God of power and mercy,  
send your Holy Spirit  
to live in our hearts  
and make us temples of his glory.

We ask this through our Lord Jesus Christ,  
your Son,  
who lives and reigns with you and the  
Holy Spirit, one God, for ever and ever.  
Amen.

*from the Rite of Confirmation*



Visit Sadlier's

[www.WEBELIEVEweb.com](http://www.WEBELIEVEweb.com)



**Connect to the Catechism**

For adult background and reflection, see paragraphs 1287, 1288–1289, 1303, and 1309.



# PROJECT DISCIPLE



Name \_\_\_\_\_

## What's the Word?

**Narrator:** At the beginning of the Acts of the Apostles Luke addresses Theophilus. The name *Theophilus* means "friend of God." Let us listen in as Luke tells about the events that took place before Jesus returned to his Father in Heaven.

**Luke:** During the final time Jesus met with the disciples, he told them not to stay in Jerusalem. Jesus told the disciples to wait for "the promise of the Father about which you have heard me speak; for John baptized with water, but in a few days you will be baptized with the holy Spirit." (Acts 1:4-5)

**Narrator:** Luke then tells Theophilus that Jesus continued speaking to the disciples.

**Luke:** Jesus told the disciples "you will receive power when the holy Spirit comes upon you, and you will be my witnesses in Jerusalem, throughout Judea and Samaria, and to the ends of the earth." (Acts 1: 7-8)

**Narrator:** Luke continues to explain what happened that day.

**Luke:** And when Jesus finished saying this, he was lifted up on a cloud and disappeared into the sky. The disciples returned to Jerusalem, where they waited and prayed together for the coming of the Holy Spirit.

**Read** Acts of the Apostles 1:13-14 to discover who were gathered together to wait for the Holy Spirit. Also read Acts 1:15-26 to read about an important decision the disciples made before the coming of the Holy Spirit.

**Write** about the disciples' decision.

- Pray the Sign of the Cross and lead the students in praying the opening prayer.
- Have the reader proclaim the Scriptures.
- Sing the song.
- Explain to the students that God the Father has always faithful to his promises. The complete fulfillment of his promise is Jesus, the Son of God, who is the Holy Spirit, who is the Holy Spirit, who is the Holy Spirit.



## Chapter 8 • Day 1

### Catechist Goal

- To describe the events of Pentecost and how the Apostles were affected

### Our Faith Response

- To appreciate that Jesus sent us the Holy Spirit

### Lesson Materials

- copies of Reproducible Master 8

### On Pentecost the Holy Spirit came upon the first disciples.

#### WE GATHER

✦ *Holy Spirit, come to live among us.*


Has anyone ever helped you to change something about yourself, for example, the things you eat or the way you play sports? If so, who was it and how did you change?

#### WE BELIEVE

Jesus called all of his disciples to be his witnesses. He wanted them to spread the message of God's Kingdom. After his Resurrection, Jesus sent his Apostles to preach in his name and to baptize those who believed in him.

Jesus told his Apostles that they would not be alone in this work. He promised to send the Holy Spirit to guide and help them. They would be changed by the presence of the Holy Spirit in their lives. Jesus promised, "you will receive power when the holy Spirit comes upon you, and you will be my witnesses in Jerusalem, throughout Judea and Samaria, and to the ends of the earth" (Acts of the Apostles 1:8).

After Christ ascended to his Father, the Apostles returned to Jerusalem. Mary, the mother of Jesus, and some other disciples were there, too. While they were gathered in Jerusalem the Jewish feast of Pentecost was celebrated. The word *Pentecost* comes from a Greek word *pentē*, meaning "the fiftieth day." This fiftieth day after Passover was a harvest festival for the Jews. On this day, the Jewish People thanked God for all their blessings, especially for the fruits of the earth.



96

### Teaching Note

#### Feast of Pentecost

The Book of Leviticus, chapter 23, verses 15–22, describes the Jewish "Feast of Weeks." *Pentecost* is the Greek word used for the feast. During the feast, the Jews offered the first fruits of the harvest to God in thanksgiving. It was a holy day celebrated by the entire community. In the Acts of the Apostles, the biblical writer records that Jews from every nation had gathered for the Feast of Weeks, or Pentecost.

## Lesson Plan

### WE GATHER

\_\_\_ minutes

✦ **Pray** Pray the Sign of the Cross and the *We Gather* prayer.

**Focus on Life** Share the *Chapter Story* on guide page 95C. Have the students answer the *We Gather* questions about change in a person's life. Share their responses. Tell the students that in this lesson they will learn how the Holy Spirit's coming to the disciples on Pentecost changed them.

### WE BELIEVE

\_\_\_ minutes

**Think About Guidance** Have a volunteer read aloud the *We Believe* statement. Have the students read the first two *We Believe* paragraphs. Point out that Jesus promised to send the Holy Spirit to help guide the

Apostles and disciples. Ask: *Name some people who can offer young people guidance. (teachers, church leaders, or older friends or family members) How does this guidance help you? (Answers will vary. Stress religious needs guidance at some time during his or her life.)* Explain that the Holy Spirit guides and helps us as we try to give witness to Jesus and his ministry.

**Read the Text and Scripture** Read aloud the next two *We Believe* paragraphs. Write the word *Pentecost* on the board. Have a volunteer read aloud the Scripture passage. Then have the students read and highlight the final *We Believe* paragraphs. Stress that the Apostles were changed men after receiving the Gift of the Holy Spirit. Explain that Peter, filled with the Spirit, changed the people who listened to his proclamation of the Good News.





It was during this time that the Holy Spirit came as Jesus had promised. This is the way the coming of the Holy Spirit is described in the Acts of the Apostles.

#### Acts of the Apostles 2:1-47

"When the time for Pentecost was fulfilled, they were all in one place together. And suddenly there came from the sky a noise like a strong driving wind, and it filled the entire house in which they were. Then there appeared to them tongues as of fire, which parted and came to rest on each one of them. And they were all filled with the Holy Spirit and began to speak in different tongues, as the Spirit enabled them to proclaim." (Acts of the Apostles 2:1-4)

The people outside heard all of this, but they did not know what was happening. The Apostles went out into the crowd. Peter told the people that God the Father had indeed raised Jesus. He said that what they had just seen and heard had been the coming of the Holy Spirit.


Each person heard this Good News of Christ in his or her own language. The people in the crowd were amazed. They asked Peter and the others what they should do. Peter told them to be sorry for their sins and to repent. He told them to be baptized and receive the Gift of the Holy Spirit. About three thousand people believed and became disciples that day.

Each year on Pentecost we celebrate in a special way the coming of the Holy Spirit. Pentecost is also a feast of gratitude for the gifts and fruits of the Holy Spirit. On Pentecost, the Apostles began to go into the world as Jesus had asked.

Jesus calls all people to follow him and share his Good News with others. Strengthened by the Holy Spirit, we are all God's workers in the world.

#### WE RESPOND

How can the Holy Spirit help you to be a witness to Christ today?

 In groups role-play the story of Pentecost as if it were happening today. Where would the disciples be? Who would be among the crowd? How would you give witness to Christ and help others to believe?

97

## ACTIVITY BANK

### Curriculum Connection

#### Music

**Activity Materials:** instruments

Ask the students to compose a song or chant about today's lesson. Help them focus their song on words or phrases such as *anointing*, *laying on of hands*, *Holy Spirit*, or *Confirmation*. Tell them that their song must express something that they learned in the lesson. Provide instruments such as a drum or triangle. Have them perform their song.

#### Complete the Reproducible Master

Distribute copies of Reproducible Master 8. Students should list in order the main events that occurred at Pentecost.

(Answers: 1. Jesus promised to send the Holy Spirit to help the Apostles. 2. The Apostles returned to Jerusalem after Christ ascended to his Father. 3. A noise like a driving wind filled the entire house. 4. Tongues as of fire appeared and rested on each of the Apostles. 5. They began to speak in different languages.)

#### Quick Check

- ✓ What happened at Pentecost? (The Apostles were filled with the Holy Spirit.)
- ✓ After the Apostles became filled with the Holy Spirit, what did they do? (They went out to the crowds and told them about the risen Jesus.)

#### WE RESPOND

minutes

**Connect to Life** Read aloud the *We Respond* question and have the students list ways they can be witnesses to Christ with the help of the Holy Spirit. Read aloud the activity directions. Form groups and give them time to plan and perform their skits.

**Pray** Conclude by praying: *Come, Holy Spirit, fill the hearts of your faithful and kindle in them the fire of your love. Amen.*

### Plan Ahead for Day 2

**Catechist Goal:** To explain the history of the Sacrament of Confirmation

**Preparation:** Make copies of *What's the Word?*, guide page 95F.



## Catechist Goal

- To explain the history of the Sacrament of Confirmation

## Our Faith Response

- To identify a way the Holy Spirit helps us

## Lesson Materials

- picture of a dove
- copies of *What's the Word?*, guide page 95F

## As Catholics...

## Symbols of the Holy Spirit

Read aloud the text. Explain that many of the symbols referring to the presence and power of the Holy Spirit are found in the Old Testament. In the prophet Isaiah, we read, "The spirit of the Lord GOD is upon me" (61:1), and we find the same words used by Jesus when he announced the beginning of his public ministry (Luke 4:18). List on the board some of the other symbols or images suggested by the students. (dove, water, Advocate or lawyer who is on our side, and Comforter)



## Laying on of hands and anointing are signs of the Holy Spirit's presence.

## WE GATHER

✚ *Holy Spirit, we welcome you.*

In a classroom you often see students raising their hands. What might this action be a sign of? What are some other actions that we use as signs?

## WE BELIEVE

After Pentecost the Apostles were strengthened and guided by the Holy Spirit. They began to spread the message of God's Kingdom throughout the world. They gave witness to Jesus Christ by what they said and did. They baptized many believers.

The newly baptized received the strengthening power of the Holy Spirit when the Apostles placed their hands on them. These early Church members understood the importance of the laying on of hands. This ancient action is a powerful sign of God's blessing. By the laying on of hands, authority and grace were given in God's name. By the Apostles' laying on of hands, the Holy Spirit came upon those who believed in Jesus Christ.

From the very beginning of the Church there was a connection between Baptism and this laying on of hands by the Apostles. The laying on of hands was the beginning of the Sacrament of Confirmation.

98

## Lesson Plan

## WE GATHER

— minutes

✚ **Pray** Pray the Sign of the Cross and the *We Gather* prayer.

**Focus on Life** Have the students offer their responses to the *We Gather* questions about actions as signs. Tell the students that in this lesson they will learn that the laying on of hands and anointing with oil are signs of the Holy Spirit's presence.

## WE BELIEVE

— minutes

**Make the Connection** Have a volunteer read aloud the *We Believe* statement. Have the students read silently the first three *We Believe* paragraphs. Explain the connection between the coming of the Holy Spirit

at Pentecost and the Sacrament of Confirmation. Point out that the Apostles began to baptize people and lay their hands on them. The Holy Spirit came to those people who experienced this laying on of hands. Eventually, the Sacrament of Confirmation developed.

**Discuss Anointing** Have the students read silently the remainder of the *We Believe* text. Stress that anointing occurs within the Sacraments of Baptism, Holy Orders, and the Anointing of the Sick, as well as in Confirmation. Point out that Sacred Chrism is the oil with which the person being confirmed is anointed by the bishop.

**Quiz One Another** Form groups of three or four. Have each group develop three questions about the *We Believe* text. For example, "What happened to people



As the Church grew and spread, eventually an anointing was joined to the laying on of hands. The word *anoint* means to apply oil to someone as a sign that God has chosen that person for a special mission. Like the laying on of hands, anointing is an ancient practice. Anointing was an important part of Jewish life during Jesus' time.

The early Church continued anointing with oil as a sign of God's presence in the life of the person anointed. The anointing that took place with the laying on of hands was a sign of the Holy Spirit's presence and of the receiving of the Holy Spirit.

In time the anointing became the essential sign of the Gift of the Holy Spirit. Sacred Chrism, oil blessed by a bishop, was used in this anointing. Today in the Sacrament of Confirmation, the anointing with oil is done as the celebrant anoints the forehead of the one being confirmed.

### As Catholics...


There are many symbols that remind us of the Holy Spirit. Two of them can be found in the Pentecost story: wind and fire. Each symbol helps us to understand the ways the Holy Spirit acts in our lives.

The word *spirit* comes from a Hebrew word that means "wind," "air," and "breath." The presence of the Holy Spirit is often symbolized as wind. Wind travels everywhere. It surrounds us. The Holy Spirit does the same.

The symbol of fire suggests warmth, energy, power, and change. Fire changes whatever it touches. So does the Holy Spirit. We are changed by the power of the Holy Spirit.

Talk about other symbols or images of the Holy Spirit.

### WE RESPOND

 With a partner talk about the different actions that are part of our worship. What do we do, or see others doing, to praise God? How are these actions signs that we believe in God the Father, Son, and Holy Spirit? Illustrate one of these actions.

99

## ACTIVITY BANK

### Liturgy

#### A Special Hymn to the Holy Spirit

**Activity Materials:** missalettes for Pentecost Sunday or the lectionary

On the Feast of Pentecost, the Church rejoices in the coming of the Holy Spirit to the Apostles. The first reading is from the Acts of the Apostles in the New Testament instead of a reading from the Old Testament. In between the second reading and the Gospel, there is a special hymn called a *sequence*: "Come, Holy Spirit" (*Veni, Sancte Spiritus*) sung or prayed in honor of the Holy Spirit. Locate this sequence in a missalette or in the lectionary. Ask the students to select one of the stanzas and write a prayer or poem that echoes the thoughts expressed. Ask volunteers to share their prayers or poems.

### Scripture

#### Interpersonal, Bodily-kinesthetic

For a Scripture activity, see *What's the Word?*, guide page 95F.

who received the laying on of hands?" Have each group pose its questions to the other groups. Or, use a format similar to a quiz show.

### Quick Check

- ✓ What sacraments are linked to Confirmation? (Baptism and Eucharist)
- ✓ What are the essential signs of the Gift of the Holy Spirit? (anointing and laying on of hands and the words "Be sealed with the Gift of the Holy Spirit")

### WE RESPOND

\_\_\_ minutes

**Connect to Life** Have partners work together to complete the *We Respond* activity. They might choose to illustrate scenes of people praying, attending and

participating at Mass, or taking part in works of service. Share the results.

**Pray** Gather at the prayer space. Hold up the image of the dove and remind them that it represents the presence of the Holy Spirit. Conclude by praying: *Holy Spirit, fill us with your gentleness. Help us to be kind in what we say and do. Amen.*

### Plan Ahead for Day 3

**Catechist Goal:** To emphasize the importance of the Sacrament of Confirmation

**Preparation:** Research the connection between Baptism, Confirmation, and Eucharist. Learn more about the Easter Vigil.



## Catechist Goal

- To emphasize the importance of the Sacrament of Confirmation

## Our Faith Response

- To recognize the presence of the Holy Spirit in our lives

## Confirmation

## Teaching Tip

### Student Questioning

Having the students develop questions is a powerful learning experience. It encourages them to comprehend the material in order to generate questions. Questioning enhances what has been learned and allows the students to express the content in their own words. Offer the following guidelines: questions must be able to be answered; all questions must be about the lesson content only; questions should not be too simple or too difficult; and questions should not require long answers as in an essay's response.

**In Confirmation we become more like Christ and are strengthened to be his witnesses.**

### WE GATHER

**✦ Holy Spirit, be at our side always.**

When you are in school, at camp, and are away from your family and friends, how can you still feel close to them?


- The importance of the sacrament**  
The Sacrament of Confirmation deepens the grace we first received at Baptism. In Confirmation:
- We are sealed with the Gift of God the Holy Spirit.
  - We become more like Jesus the Son of God and are strengthened to be active witnesses of Jesus.
  - Our friendship with God the Father is deepened.
  - Our relationship with the Church is strengthened.
  - We are sent forth to live our faith in the world.

### WE BELIEVE

God loves us and wants us to be close to him. He sent his own Son so that we could know and love him. He sent the Holy Spirit to help us to grow in our love for him. God the Holy Spirit is always close to us. We can turn to the Holy Spirit for comfort and guidance, for strength and peace. The Holy Spirit is always with the Church.

In the Sacrament of Confirmation we receive the Gift of the Holy Spirit in a special way. We become more like Christ and are strengthened to be his witnesses.

Confirmation is a Sacrament of Christian Initiation. The first Sacrament of Christian Initiation is Baptism. Confirmation completes Baptism and with the Eucharist fully initiates us into the Church.



**Key Word**  
**Confirmation** the sacrament in which we receive the Gift of the Holy Spirit in a special way

100

# Lesson Plan

## WE GATHER \_\_\_\_\_ minutes

**✦ Pray** Pray the Sign of the Cross and the *We Gather* prayer.

**Focus on Life** Read aloud the *We Gather* question about feeling close to family and friends when a person is away from home. Tell the students that in this lesson they will learn how the Sacrament of Confirmation keeps us close to Jesus with the help of the Holy Spirit.

## WE BELIEVE \_\_\_\_\_ minutes

**Read the Text** Have a volunteer read aloud the *We Believe* statement. Have the students read silently the first three *We Believe* paragraphs. Stress that we receive the Holy Spirit during the celebration of Confirmation.

Make the connection between Confirmation, Baptism and Eucharist as the Sacraments of Christian Initiation.


**Complete the Reading** Have the students work with a partner. Have them take turns reading "The importance of the sacrament" and its bulleted items. Have the students find the answers to the following questions as they read the remaining *We Believe* text. *Who may receive the Sacrament of Confirmation? (varies from diocese to diocese; in the U.S., those between the ages of seven and sixteen who have already been baptized)* At what special vigil do adults and older children receive the Sacrament of Confirmation, along with Baptism and the Eucharist? *(at the Easter Vigil)*



All baptized members of the Church are called to receive the Sacrament of Confirmation. Those who have been baptized as infants usually celebrate the Sacrament of Confirmation between the ages of seven and sixteen.

Confirmation most often takes place in the parish community. The bishop usually visits parishes or groups of parishes at various times during the year and confirms all those who have prepared to receive the sacrament.

In some places adults and older children may participate in the catechumenate. Together the catechumens, those who are preparing to be initiated into the Church, pray, study, and grow in faith. They receive the Sacraments of Baptism, Confirmation, and Eucharist at one celebration, usually the Easter Vigil.



#### WE RESPOND

##### We Belong to God's Family

Refrain:

We belong to God's family.  
Brothers and sisters are we, singing  
together in unity about one Lord  
and one faith, one family.

We are one in the Spirit,  
the gift from God above.  
We are sent to proclaim God's  
word and live together in love.

(Refrain)

101

## Chapter 8 • Day 3

### ACTIVITY BANK

#### Catholic Social Teaching

##### *Solidarity of the Human Family*

The Church teaches through its Catholic social teaching that we are our brothers' and sisters' keepers. Remind the students that this mandate is especially true for those who have been confirmed. Help them learn about some of these responsibilities by inviting a guest to speak. For example, invite a parish worker, someone who does volunteer work, or a social worker. Have the speaker talk about things he or she does to witness to Jesus as he or she helps others in need. Encourage the students to ask questions.

#### Quick Check

- ✓ Who usually confirms those who have prepared to receive the Sacrament of Confirmation? (the bishop)
- ✓ What are two important ways we are strengthened spiritually through Confirmation? (We are sealed with the Gift of God the Holy Spirit; we become more Christ-like and are strengthened to be active witnesses of Jesus; our friendship with God is deepened; our relationship with the Church is strengthened; we are sent forth to live our faith in the world.)

#### WE RESPOND

— minutes

**Connect to Life** Gather in the prayer space. Lead the students in singing "We Belong to God's Family," from the Grade 5 CD.

**Pray** Pray the Sign of the Cross and this prayer ascribed to Saint Augustine of Hippo.

Breathe into me, Holy Spirit, that my mind may turn to what is holy. Move me, Holy Spirit, that I may do what is holy. Stir me, Holy Spirit, that I may love what is holy. Strengthen me, Holy Spirit, that I may preserve what is holy. Protect me, Holy Spirit, that I may never lose what is holy. Amen.

#### Plan Ahead for Day 4

**Catechist Goal:** To present the need to prepare for the Sacrament of Confirmation

**Preparation:** Be ready to discuss the ways we prepare for the Sacrament of Confirmation.



## Catechist Goal

- To present the need to prepare for the Sacrament of Confirmation

## Our Faith Response

- To understand the ways to prepare for Confirmation

## Lesson Materials

- drawing paper

## Teaching Note

## Gifts of the Holy Spirit

The seven gifts received in Confirmation are wisdom, understanding, counsel, fortitude, knowledge, piety, and fear of the Lord. *Wisdom* is the ability to know and follow God's will. *Understanding* is seeing others as Jesus does. *Counsel* helps us to discern what is the right thing to do. *Fortitude* is the gift to do it. *Knowledge* helps us to learn more about God. *Piety* helps us to honor God. *Fear of the Lord* means we know that God's loving presence is everywhere.

## Preparation is an important part of Confirmation.

## WE GATHER

✚ Holy Spirit, Giver of Life, guide our way.

Both at home and in our neighborhoods, we prepare for important events. Think of one. How and why do you prepare for it?

## WE BELIEVE

Preparation for the Sacrament of Confirmation is very important. Those preparing for this sacrament are called *candidates*. Candidates prepare for Confirmation by praying and reflecting on the life of Jesus Christ and on the mission of the Church. During this time candidates learn about the Gift of the Holy Spirit.



Candidates discover what it means to be anointed with Sacred Chrism. They are led to see how this anointing will change their lives.


During this preparation candidates grow closer to Christ. The relationship with Christ that began at their Baptism is strengthened. The candidates begin to see how they can better live out the promises made at Baptism. Through their preparation, candidates can feel a greater sense of belonging to the Church. They learn to share more completely in the mission of the Church. They learn to give witness to the Good News of Christ through their lives.

The whole parish can participate in this preparation. People in a parish:

- pray with and for the candidates
- meet with the candidates to talk about their faith
- help the candidates to find ways to serve together in the parish.

**Connections to Baptism** If we were baptized as infants, our parents made some choices regarding our Baptism.

They selected a name for us. Our name is often that of a saint or someone whom our parents admire. In fact, one of the first questions asked during the celebration of Baptism is "What name do you give your child?"



102

## Lesson Plan

## WE GATHER \_\_\_\_\_ minutes

✚ **Pray** Pray the Sign of the Cross and the *We Gather* prayer.

**Focus on Life** Have the students share their responses to the *We Gather* question about preparing for important events. List ways to prepare on the board. Tell the students that in this lesson they will learn that preparation is an important part of Confirmation.

## WE BELIEVE \_\_\_\_\_ minutes

**The Importance of Preparation** Have a volunteer read aloud the *We Believe* statement. Then write the names of the following professions on the board: firefighter, doctor, lawyer, nurse, and architect. Have the students suggest what types of preparation people

would have to make prior to becoming one of these professionals. For example, architects must study how buildings are constructed, and so on. Explain that candidates for the Sacrament of Confirmation also undergo a period of preparation as disciples before receiving the sacrament.

**Read and Write** Have the students write the phrase *Preparation for Confirmation* in the center of a piece of drawing paper. Have them read the first three *We Believe* paragraphs. As they read, have them develop a word web that describes different ways in which candidates prepare for Confirmation.

**Articulate the Connections** Read aloud the title of the next *We Believe* section, "Connections to Baptism." Have volunteers take turns reading aloud the text. Emphasize the following points:



## ACTIVITY BANK

## Community

## Service as Witness

Explain that part of the preparation for the reception of the Sacrament of Confirmation is learning to serve others in Christ's name. Encourage the students to look for opportunities within the parish and larger communities to witness to their being Christians. Urge them to get involved with a parish outreach program or local effort to help others in need. Tell them to check with their parents before volunteering their talents and time. Point out that young people need to go through an apprenticeship of sorts to learn the skills that are necessary to work effectively and to give witness to Christ.

Sponsors can be involved in our preparation for Confirmation. They can share their own experiences with us and answer any questions we may have about our faith. Sponsors also play an important role in the celebration of Confirmation. They present us to the bishop for anointing.



At Confirmation we choose a name, usually that of a saint whose example we can follow in becoming closer to Jesus. Although we can choose the name of any saint, we are encouraged to take the name given to us at Baptism. This highlights the link between the Sacraments of Baptism and Confirmation.

If we were baptized as infants, our parents also chose godparents for us. Godmothers and godfathers are people who help us to grow in faith. When we are preparing for Confirmation, we also choose someone to help us grow in our faith. We choose a sponsor. A sponsor needs to be a Catholic who has received the Sacraments of Christian Initiation and is a person we respect and trust. Our sponsor can be a family member other than a parent, a friend, or someone from our parish. Selecting one of our godparents to be our sponsor again shows the link between Baptism and Confirmation. But whomever we choose, our sponsor should be an example of Christian living so that he or she can continue to encourage us to follow Jesus.



## WE RESPOND

Think of people in your neighborhood, parish, or school who are examples of Christian living. In what ways do they encourage others to follow Jesus? How can the way you live encourage others to follow Jesus?

103

- In Confirmation, we can choose a name and a sponsor. Using our baptismal name and asking a godparent to be our sponsor link Confirmation with Baptism.
- Sponsors play an important role during the preparation for Confirmation. They present us to the bishop for anointing.
- The good example set by godparents and sponsors continues after the celebrations of the sacraments.

## Quick Check

- ✓ What do we call the individuals who are preparing for Confirmation? (**candidates**)
- ✓ Why is it necessary to prepare for the Sacrament of Confirmation? (**The candidates strengthen their**

relationship with Christ, feel their sense of belonging to the Church, and learn to give witness to the good news of Christ.)

## WE RESPOND

\_\_\_ minutes

**Connect to Life** Encourage shared responses to the questions. Consider individuals whose lifestyles or professions encourage others to follow the teachings of Jesus.

**Pray** Conclude by praying: *Holy Spirit, help us to be strong and to live our faith. Amen.*

## Plan Ahead for Day 5

**Catechist Goal:** To review chapter ideas and their relationship to our faith life

**Preparation:** Make copies of *Sharing Faith with My Family*, guide page 95E.



## Catechist Goal

- To review the chapter ideas that are key to growing as disciples of Jesus Christ

## Our Faith Response

- To decide on ways to grow as disciples by living out what we have learned

## Show What you Know

Provide a word or phrase relating to Confirmation to get students started.

**Fast Facts** Have students read the paragraph. Then have them look for the color red in the photos in Chapters 8 and 9.

**Pray Today** Have students complete their prayer. Allow time for reflection.

**Question Corner** Contact the parish's Director of Religious Education or pastor to confirm the age of Confirmation candidates.

## Celebrate!

Guide students to use Chapters 5 and 8 to check their answers.

**Saint Stories** Have students read about Saint John Bosco.

## Make it Happen

Guide students to list practical ways they can help.

## Take Home

Invite students to complete the activity at home.

Discuss and send home copies of the *Sharing Faith with My Family*, guide page 95E.

## Grade 5 Chapter 8

# PROJECT

## Show What you Know

Complete the word web by writing words or phrases that relate to the Sacrament of Confirmation. Possible responses include: Pentecost, Gift of the Holy Spirit, anointing, Sacred Chrism, candidate, sponsor, preparation, laying on of hands, choosing a saint's name, renewal of baptismal promises, Sacrament of Christian Initiation, gifts of the Holy Spirit, fruits of the Holy Spirit, etc.

## CONFIRMATION

## Fast Facts

Red, as the color of fire, symbolizes the Holy Spirit and is the liturgical color used on Pentecost and for the Sacrament of Confirmation.



## Pray Today

Jesus had asked the first disciples to share his Good News with others. Write a short prayer to the Holy Spirit for the courage to do this.

**Possible response:** Holy Spirit, help me to have the courage to share the Good News with others. Amen.

## Question Corner

What is the average age of the candidates in the Sacrament of Confirmation in your parish?

- ☐ 10 ☐ 12 ☐ 14 ☐ other \_\_\_\_\_

104

[www.webelieveweb.com](http://www.webelieveweb.com)

# DISCIPLE

## Celebrate!

Write the letter of the sacrament (B = Baptism; C = Confirmation) that corresponds to each statement.

- ☐ C We are sealed with the Gift of the Holy Spirit.
- ☐ B We are freed from sin, become children of God, and are welcomed into the Church.
- ☐ C We choose a sponsor to help us to grow in faith.
- ☐ C We choose a name usually that of a saint whose example we can follow in becoming closer to Jesus.
- ☐ C Laying on of hands and anointing are signs of the Holy Spirit's presence.

## Saint Stories

John Bosco was born into a poor family near Turin, Italy. He learned about Jesus and the Gospel from his mother. He loved to share these teachings with other children. Even as a young boy, he witnessed to Christ. He learned ventriloquism and put on puppet shows. He learned to juggle and walk a tightrope. Before he performed, he led his audience in prayers and hymns. Later, he became a priest and dedicated himself to helping poor children. He founded the Salesians, a religious order to help children. He was also the first to publish religious education materials for children.

Visit the *Lives of the Saints* on [www.webelieveweb.com](http://www.webelieveweb.com) to find out more about Saint John Bosco.



## Make it Happen

You learned about the way candidates prepare for the Sacrament of Confirmation. The whole parish can participate in this preparation.

What are some things that you can do?  
pray with and for the candidates; help them find ways to serve together in the parish

## Take Home

With your family, discuss actions you will all take to encourage each other to grow closer to Christ. Write your ideas on slips of paper and place them in a bowl. At family meals or gatherings, make time to share each other's ideas.

105



Circle the letter of the correct answer.

- Confirmation deepens the gift of grace we first received at \_\_\_\_\_.  
a. Mass      **b. Baptism**      c. Eucharist
- To \_\_\_\_\_ is to apply oil to someone as a sign that God has chosen that person for a special mission.  
**a. anoint**      b. bless      c. pray
- A sponsor is a Catholic who helps prepare a \_\_\_\_\_ for Confirmation.  
a. godparent      b. celebrant      **c. candidate**
- There are \_\_\_\_\_ Sacraments of Christian Initiation.  
a. twelve      **b. three**      c. seven

Write True or False for the following sentences.

Then change the false sentences to make them true.

- True.** The Holy Spirit came upon the first disciples at Pentecost.  
\_\_\_\_\_
- True.** In Confirmation we become more like Christ and are strengthened to be his witnesses.  
\_\_\_\_\_
- False.** Laying on of hands and anointing are signs of our sponsor's presence.  
Laying on of hands and anointing are signs of the Holy Spirit's presence.
- True.** During preparation for Confirmation, candidates learn about the Gift of the Holy Spirit.  
\_\_\_\_\_

Write a sentence to answer each question. Possible responses are shown.

- 9–10. Why is the Sacrament of Confirmation important? How can the whole parish participate?

Confirmation deepens the grace we first received at Baptism; responses should also include the bulleted list on page 100, by praying with and for them; meeting with them to talk about their faith; helping them to find ways to serve together in the parish

106

## CHAPTER TEST

Provide ten to fifteen minutes for the students to complete the test. After all have finished, check the answers. Clarify any misconceptions.


### Alternative Assessment

You may want the students to complete the following alternative-assessment activity.

*Use Scripture, interviews with family or friends, parish sources, periodicals, and the Internet to make a booklet about the meaning of Confirmation. Share your booklet with your classmates or family.*

### Additional Testing

- Chapter 8 Test in *Assessment Book*, pages 15–16
- CD-ROM *Test Generator and Resource*: Use Chapter 8 Test or customize your own.



## Review



Review the definition as it is presented in the chapter's Key Word box:

- Confirmation (page 100).

### We Believe Statements

Review the four statements.

- On Pentecost the Holy Spirit came upon the first disciples.
- Laying on of hands and anointing are signs of the Holy Spirit's presence.
- In Confirmation we become more like Christ and are strengthened to be his witnesses.
- Preparation is an important part of Confirmation.

To use the Chapter 8 Study Guide, visit

[www.webelieveweb.com](http://www.webelieveweb.com)