

# Contents

## About Call to Faith

A Thematic Approach to Young Adolescent Catechesis . . .	4-5
Session Contents . . . . .	6-7
Scheduling and Organizing . . . . .	8-11
The Role of Session Leader . . . . .	12-13
Leading a Session . . . . .	14-15

## Participant Session Plans

Session 1 <b>INCARNATION</b> . . . . .	16-23
Session 2 <b>JESUS Model of Wisdom</b> . . . . .	24-31
Session 3 <b>JESUS' Relationships</b> . . . . .	32-39
Session 4 <b>CHRIST Our Savior</b> . . . . .	40-47
Session 5 <b>CHRIST Offers Life</b> . . . . .	48-55
Session 6 <b>THE CHURCH One in Christ</b> . . . . .	56-63
<b>Faith in Action</b> . . . . .	64-67

## Resource Bank

Reproducible Session Resources . . . . .	68-74
Ministry and Multimedia Resources . . . . .	75-76
Resources for Building a Learning Community . . . . .	77-80

# Jesus Christ Session Contents

Purpose	Scripture References	Content Summary
<b>Session 1</b> <b>Incarnation</b> The Son of God enters into our human reality to show us God the Father through his actions and words. This session helps young people understand Jesus' Incarnation and its meaning for us as disciples.	Luke 2:41-52, John 2:1-11, Mark 3:31-35, Matthew 8:14-17, Luke 5:30-32, Mark 6:30-44, Mark 14:32-52, Mark 6:45-46, Luke 2:51-52, Luke 8:1-3, John 11:32-37, Mark 12:13-17, Matthew 15:21-28, Matthew 9:27-31, Luke 23:33-34, Matthew 4:1-11, Luke 2:41-52, Matthew 21:12-13	Jesus is the Son of God who became one of us to show us the way to life and to the Father. ▶ Jesus has two natures. He is true man and true God. Jesus is the second Person of the Blessed Trinity. ▶ Jesus showed us the way to his heavenly Father with words and actions. He is our link to the divine, the one person who can mediate between people and God. ▶ Jesus became man to show us how to live. We need to follow his example and become followers of the way. Doing so will help us reach our full potential. <i>Catechism of the Catholic Church: 460, 479, 480</i>
<b>Session 2</b> <b>Jesus, Model of Wisdom</b> Jesus is our model of wisdom. We follow his way to know true happiness and salvation. This session helps young people understand the qualities of Jesus as teacher.	Matthew 7:24-29, John 3:2, Matthew 13:45-46, Luke 15:8-10, Matthew 21:28-32, Luke 16:19-31, Matthew 22:1-14, Matthew 5:3-12, Luke 6:20-26	As Catholics we turn to Jesus as our source of wisdom. ▶ Jesus' wisdom came from being the Son of God; he looked at the world and those around him through God's eyes, not society's values. ▶ He taught through his words and actions. In his Sermon on the Mount, he gave advice and specific direction that emphasized living, honoring God, and making our actions reflect our beliefs. ▶ Jesus' Beatitudes challenge us to live by the values of God's kingdom and to understand that true happiness comes from the hope of eternal life with God. <i>Catechism of the Catholic Church: 561, 1725, 1726, 1983, 2556</i>
<b>Session 3</b> <b>Jesus' Relationships</b> Jesus' relationships demonstrate commitment to compassion, forgiveness, and honesty. Through his relationships, Jesus shows us what it means to be true. This session helps young people understand Jesus' followers and how they kept his message alive.	Mark 9:2-8, Luke 8:40-56, Mark 14:32-42, Matthew 27:55-56, John 20:11-18, Luke 10:38-42, John 11:1-44, Mark 10:46-52, Matthew 12:9-14, Luke 13:10-17, Luke 19:1-10, Luke 7:36-50, Matthew 28:1-8, Mark 16:1-11, Luke 24:1-12, John 20:1-18, Mark 2:16, Acts 2:44-45, Mark 10:51, Matthew 12:13, Luke 13:11-12, Luke 19:5, Luke 7:47, John 11:1-44, 12:1-11, Acts 2 and 3, Acts 12:1-19, Acts 6:1-7, Acts 7:1-54, Acts 7:55-60, Acts 7:58 and 8:1, Acts 9:4-5, Acts 16:16-40, Acts 16:14, Acts 16:40, Acts 18:1-3, 1 Corinthians 16:19, Romans 16:1, Romans 16:2	As members of the Church, we look to Jesus as an example of respect for others and friendship. ▶ Jesus met many people in different circumstances. Even though his interaction with them varied, he welcomed them all, urged them to believe, and encouraged them to change their lives. ▶ Jesus had close friends that he trusted and depended on. Sometimes they let him down, but he still loved them. ▶ The first members of the Church demonstrated true Christian friendship by the way they worshiped together, followed the example of Jesus, and took care of each other. <i>Catechism of the Catholic Church: 543, 551-553, 561, 1948</i>
<b>Session 4</b> <b>Christ Our Savior</b> Jesus' sacrifice on the cross redeems us from sin. His love for us makes it possible for us to live as God the Father intended: in perfect peace with him and others. In this session, young people learn about Christ who saves us, reconciles us to the Father, and redeems all of creation.	Genesis 3, John 20:11-17, John 1:49, John 11:20-27, Matthew 16:13-20, John 4:25-29, Matthew 27:46, Mark 15:34, Luke 23:34, Luke 23:46, John 4:10-11	Jesus the Christ is our Savior, Redeemer, and Messiah. ▶ God created humans with the freedom to live in happiness and harmony with him. By their disobedience of God, the first humans lost original holiness, introduced sin into the world, and became subject to suffering and death. ▶ God did not abandon his people. He promised them a Messiah who would free them from sin. He sent his own Son to bring that salvation. ▶ Through his Paschal Mystery, Jesus conquered death and makes it possible for those who have faith to experience new life through the sacraments. <i>Catechism of the Catholic Church: 70, 183, 384, 415-419, 453, 621, 985, 1393, 1530</i>

Purpose	Scripture References	Content Summary
<b>Session 5</b> <b>Christ Offers Life</b> We come to know Jesus in the Gospels, where we learn about his love for us, and his desire that we know his Father. We meet him in the sacraments where he offers us new life. This session helps young people understand the free gift of eternal life God offers us through Jesus.	Romans 8:10, John 15:1-10, Romans 5:1, Ephesians 5:8-9, John 15:5, John 10:14, John 6:35, John 8:12	God offers us forgiveness, holiness, and renewal. ► Jesus is the Vine, the Bread of Life, and the Light of the World who offers eternal life to those who believe. ► We are justified by Jesus. We are forgiven and made whole again. We don't earn our own righteousness; it is God's free gift. ► Conversion is a continuing process. The Holy Spirit helps us recognize our past sinfulness and helps us overcome sin in the future. <i>Catechism of the Catholic Church: 1490, 2018-2020, 2025, 2027</i>
<b>Session 6</b> <b>The Church, One in Christ</b> The Catholic Church is the Body of Christ, united by common beliefs and practices. Young people will learn that the Church is diverse yet unified, our common faith can be expressed in different ways, and Christ calls all baptized Christians to full unity in him.	John 17:21, John 17:22-23, John 17:20-26	The universal Catholic Church is united by common beliefs and practices. ► The Church is made up of diverse people from different cultures who express their common faith in different ways. ► The Catholic Church is made up of Eastern Catholics and Roman Catholics who are united by a common creed, the seven sacraments, and the leadership of the pope. ► A unity exists among all baptized Christians, and we pray and work toward the full unity that Christ desires for all his followers. <i>Catechism of the Catholic Church: 810, 816, 817, 819, 838, 1208, 1318</i>
<b>Faith in Action!</b> <b>CATHOLIC SOCIAL TEACHING THEME: Rights and Responsibilities of the Human Person</b> This Faith in Action feature teaches young adolescents the principle of the rights and responsibilities of the human person.	Exodus 23:9	The Catholic Church calls us to ► recognize and respect the basic human rights of all people, especially the poor. ► exercise the responsibilities that go with our basic human rights. ► work for public policies that protect and promote human rights. <i>Catechism of the Catholic Church: 1945, 2554, 2557</i>





# JESUS

## Model of Wisdom

### Session Background

#### Purpose

Jesus is our model of wisdom. We follow his way to know true happiness and salvation. This session helps young people understand the qualities of Jesus as teacher.

#### Objectives

##### Learners will

- ▶ know and rely on Jesus as our source of wisdom.
- ▶ understand that Jesus' wisdom came from being the Son of God.
- ▶ explore the way that Jesus taught through words and actions.
- ▶ explore the challenge of living by the values of God's kingdom as presented in the Beatitudes.

#### Church Documents

For more background on session content, refer to *Catechism* paragraphs 561, 1725, 1726, 1983, and 2556.


"Ministry with adolescents helps young people learn what it means to follow Jesus Christ . . . empowering them to serve others and to work toward a world built on the vision and values of the reign of God."

—*Renewing the Vision*, page 29

#### Catechist Formation

Jesus provides a voice of wisdom amidst the clamor of society's many pressures and norms. Jesus did not accept the status quo. He did not follow the norm just because it seemed the acceptable thing to do. He healed, forgave, and spent time with people most rejected. Jesus offered a way of acting toward others based upon divine values: peace, love, and justice.

Jesus shared his wisdom through the things he said and did. He was an amazing teacher, who taught wherever he went. Jesus' quintessential teaching is the Beatitudes. The word *beatitude* means "blessed or happy." The Beatitudes are about the present and the future to which we are called by God: a share in the divine nature, eternal life, and rest in him.

 What values of Jesus and the kingdom do you most need to embrace at this time in your life?



#### Catechist Prayer

Jesus, my teacher, I am fascinated by your life and your teachings. I need your wisdom to live faithfully. Help me to share your Good News with the young people whom you entrust to my care. Amen.

#### Young Adolescents Learning Faith

- ▶ Young adolescents are looking for heroes and engaging in more complex decisions because of expanding social and personal roles. In the midst of these changes, we have an opportunity to present Jesus as their guide and model.
- ▶ To believe this message, youth need to experience your enthusiasm for Jesus and his teachings. They want to see why people choose Jesus as their model of wisdom.
- ▶ Many of the teachings identified in this session are opposite to the messages that we experience in our culture, especially those about wealth, power, fame, and physical beauty. Engage youth in wrestling with these challenging messages.



# Preparing for the Session



For a session planning sheet, visit [www.osvcurriculum.com](http://www.osvcurriculum.com).

## Session at a Glance

### WHAT'S the ISSUE?

10 minutes

**PRAY** the opening prayer.

**SHARE** a personal story about fascination.

**REFLECT** on fascination using questions on PAGE 13.

### WHAT does FAITH SAY?

40 minutes

**PRESENT** an introduction of Jesus as teacher.

**READ** the first two paragraphs on PAGE 14 and FAITH WALK on PAGE 15.

**FACILITATE FAITH WALK ACTIVITY** on the qualities of Jesus the teacher.

**READ** remaining text on PAGES 14–15.

**PRESENT** a summary on the Sermon on the Mount, PAGES 16–17.

**EXTEND THE SESSION** Resource 2: Living the Message, add 20 minutes.

**READ** the text on PAGES 18–19.

**PRESENT** thoughts on the Beatitudes.

**FACILITATE ACTIVITY** on Rewriting Beatitudes.

**EXTEND THE SESSION** with Beatitude Drama, add 20 minutes.

**REFLECT** on ideas about Jesus and his teachings.

**SHARE** personal insights about following Jesus.

**PRESENT** summary of CATHOLICS BELIEVE from PAGE 19.

### WHAT NOW?

10 minutes

**REFLECT** on how to live by Jesus' wisdom.

**PRESENT** the LIVE OUR FAITH text.

**EXTEND THE SESSION** with a discussion of PEOPLE OF FAITH, Oscar Romero, add 10 minutes.

**PRAY** the closing prayer.

## Getting Ready

- ▶ Read Session 2 in the *Jesus Christ Faith Booklet*.
- ▶ Prepare a prayer space with a small table, a simple cloth, a Bible, candle, and cross. Be sure to have matches or a lighter for the candle.
- ▶ Write this question on a 5 x 8 card: *What was Jesus like as a teacher?* Post this card on a blank wall with room for other cards.
- ▶ Write down the Scripture assignments on sticky notes or small slips of paper for the two activities in What Does Faith Say?
- ▶ Write a newsprint summary of CATHOLICS BELIEVE on PAGE 19.
- ▶ Create a newsprint list of LIVE OUR FAITH on PAGE 20.
- ▶ Identify young adolescents to help with prayer and read aloud text.

### Supplies Needed

- *Jesus Christ Faith Booklets*—one per participant
- Bibles—preferably one per participant
- 5 x 8 cards—approximately one per participant
- markers
- 11 x 17 paper or 1/3 of newsprint sheet—one for every three to five youth
- masking tape
- sheets of newsprint
- copies of Resource 1—one per participant
- *Call to Faith Grade 7 & 8 Music CDs*

## Personal Sharing Preparation

Prepare for personal sharing and faith sharing.


- ▶ In What's the Issue?, you will share about someone whom you find fascinating. Choose someone that is famous or someone that you know personally. 2 minutes
- ▶ In What Does Faith Say?, you will begin the session summary by sharing why and how you follow Jesus' wisdom in your own life. 2 minutes

# Facilitating the Session

## WHAT'S the ISSUE?

**10 minutes**

**GO online** Visit [www.osvcurriculum.com](http://www.osvcurriculum.com). Look under Reproducible Resources for a printable version of this prayer.



**FYI** Expect that the people youth find fascinating are popular culture figures; be sure to listen and be accepting of these ideas knowing that you will be presenting Jesus as our model within the session.



- PRAY** Begin by welcoming the young people.
- ▶ Ask for their attention and begin with the Sign of the Cross.
  - ▶ Light the candle. Have one participant read the Scripture passage, Matthew 4:23. A second one will read the prayer.
- Loving God,  
We need your Good News.  
Teach us and heal us.  
Guide us to know your wisdom that we may always live within your peace.  
We ask this in Jesus' name. Amen.

**SHARE** Explain that fascination means being curious, interested, or attracted to something or someone. Take 2–3 minutes to share a story about someone with whom you are fascinated.

**REFLECT** Ask participants to reflect on the two **WHAT ABOUT YOU?** questions on **PAGE 13**:

- Who is someone you find fascinating? Why do you find that person fascinating?
- ▶ Have participants reflect quietly or record their answers to these questions in the *Faith Booklet* on **PAGE 13**.
- ▶ Ask them to share their responses with a partner.
- ▶ After 2 minutes, elicit responses to share with the large group.
- ▶ Summarize reasons why we are fascinated with certain people.

## WHAT does FAITH SAY?

**40 minutes**

**PRESENT** Introduce Jesus as teacher using these or similar words:

People who knew Jesus during his time on earth were fascinated with him. They followed him, they listened to him, and they stayed with him. Many changed their lives because of him and dedicated themselves to following him and living by his teachings.

Let the group know that they are going to learn more about Jesus the teacher.

**READ** Have the group read the first two paragraphs on **PAGE 14** and the **FAITH WALK** on **PAGE 15**.

## FACILITATE FAITH WALK ACTIVITY Qualities of Jesus the Teacher

10 minutes

This activity will help youth explore Jesus as teacher. Youth will work in groups to read a Scripture passage, and identify Jesus' qualities as a teacher. Groups will share these qualities with the large group.

- ▶ Divide the group into working groups of four to seven members.
- ▶ Refer to the **FAITH WALK** feature on **PAGE 15**.
- ▶ Give each participant a Bible.
- ▶ Give each group six 5 x 8 index cards and a marker.
- ▶ Assign each group one of the following Scriptures. If you have more than five groups, you can repeat a Scripture.

Mark 10:13–16	Jesus and the Children
Luke 15:8–10	Parable of the Lost Coin
Matthew 4:23–24	Jesus Ministers to the Crowds
John 15:1–11	Vine and Branches
John 3:1–10	Nicodemus Visits Jesus

- ▶ Refer to the question: "What was Jesus like as a teacher?" posted on the wall.
- ▶ Tell the groups that the object of this activity is to identify the qualities of Jesus as a teacher. Ask participants to think about the following:  
What do you notice about Jesus and his teachings from the Scripture? What was Jesus like as a teacher? What were his qualities as a teacher that made people remember his words and act on them?
- ▶ Instruct participants to begin by reading the assigned Scripture. Each group will identify and record three to five reasons why people were fascinated with Jesus as a teacher and chose to follow him. Each quality of Jesus should be recorded on a separate index card.
- ▶ After 5 to 7 minutes of small group time, have each group present their qualities to the rest of the group and post the cards around the question.
- ▶ Ask: What qualities of Jesus inspire you to follow him?

**READ** Ask volunteers to read aloud beginning with **A TEACHER LIKE NO OTHER** on **PAGE 14** and **ORDINARY LIFE, EXTRAORDINARY MEANING** on **PAGE 15**.

- ▶ Have participants reflect on these paragraphs and identify further qualities of Jesus. Ask for additional responses to the question:

## WHAT DOES FAITH SAY? (continued)



PAGE 14

PAGE 15



PAGE 16



PAGE 17

**FYI** Distribute **Resource 2: Living the Message**.



GUIDE PAGE 69

What was Jesus like as a teacher?

- Write the additional qualities of Jesus as a teacher on index cards and post them on the wall.

**PRESENT** Summarize the ideas on the cards posted by participants. Then highlight the Sermon on the Mount text on **PAGES 16–17** using the following points:

Jesus' words and life taught the people around him. He taught everywhere he went. He preached in homes and synagogues, in boats, on the road as he walked, and on the shores. These teachings are collected in the Gospel of Matthew in what is known as the Sermon on the Mount.

In the Sermon on the Mount, Jesus teaches us how to pray, how to live in a just and fair way with our neighbors, and how to honor God. The common theme of these teachings is to love God and neighbor, trust in God, rely on him, and know that his ways are the path to happiness and true peace.

## EXTEND THE SESSION 20 minutes

### Living the Message

In this activity, participants will explore the meaning of Jesus' teachings in the Sermon on the Mount. Youth will begin by using **Resource 2** to reflect on one of Jesus' teachings. After completing their reflection on the handout, they will work in groups to create a report to share with the large group.

- Begin by reading aloud **WHERE IT HAPPENED** on **PAGE 16**. Review the Sound Bytes on **PAGE 17**.
- Divide the participants into groups of three to five members.
- Tell the groups that they will be exploring the meaning of one of Jesus' teachings in the Sermon on the Mount.
- Distribute a Bible and one copy of **Resource 2** out to each participant.
- Assign each group one of the Scriptures listed on the handout.
- Instruct the participants to read the Scripture assigned to his or her group and complete the questions on the handout working individually. Allow several minutes for this portion of the activity.
- After youth have completed the reflections on the handout, distribute a newsprint sheet and a marker to each group and ask the group to create a combined report with these two elements: one sentence in their words that describes the main point of the teaching, and three to four ideas for how we can live this message today and apply this teaching to our lives.
- Ask the groups to share the main ideas from their newsprint sheet and post the newsprint on the wall.

**READ** Ask for volunteers to read aloud **PAGES 18–19**, beginning with **DIVINE WORDS FOR WISE LIVING** and continue through the paragraph that is titled **THE MESSAGE**.



**PRESENT** Introduce the Beatitudes with these or similar words: God has placed the desire for true happiness within our hearts. In the Beatitudes, Jesus describes people who live according to God's ways as "blessed" meaning that they are blessed by God and that they are happy living according to God's plan.

In magazines, television shows, and commercials, we receive many messages that tell viewers what to do to be happy. "Happy are the skinny for they will be attractive." "Happy are those with big muscles and six-pack abs for they will be irresistible." "Happy are the rich because they get to buy things." What are some other messages that you experience in the media that describe happiness?

God's plan for our happiness is not based on our outward appearance or our material wealth, status, or possession. His plan relies on our total trust in his teachings and commandments.

### **FACILITATE ACTIVITY** Rewriting Beatitudes 10 minutes

In this activity, young adolescents will work in groups to rewrite one of the Beatitudes as a slogan or bumper sticker that explains Jesus' plan for our happiness today.

- ▶ Explain the purpose of this activity.
- ▶ Divide into groups of three to five members.
- ▶ Give each group an 11 x 17 piece of paper and a pack of markers.
- ▶ Assign each group one of the Beatitudes from the Gospel of Matthew.
- ▶ Ask each group to read their passage, discuss the meaning, and rephrase the Beatitude as a bumper sticker or slogan.
- ▶ As groups finish, ask them to share and post their bumper sticker or slogan.


### **EXTEND THE SESSION** 20 minutes

#### **Beatitude Drama**

- ▶ Assign one of the Beatitudes to each small group from Matthew 5:3–12 and/or Luke 6:20–26.
- ▶ Ask the small groups to prepare a silent presentation of that Beatitude for the other groups. They are to show people who are living the message of this Beatitude in a situation we experience today.
- ▶ Allow 10 minutes for small group preparation.
- ▶ Ask groups to present their Beatitude and then read the corresponding Beatitude from Scripture.

**REFLECT** Invite youth to think about the key ideas about Jesus presented in this session.

- ▶ Ask young people to share in pairs the following question:  
What do you notice about Jesus and his teachings?



PAGE 18

PAGE 19

**SHARE** Briefly (about 2 minutes) share why and how you follow Jesus' wisdom in your own life.

**PRESENT** Highlight the key ideas of this session.

- ▶ Summarize or read aloud the **CATHOLICS BELIEVE** on **PAGE 19**.
- ▶ Refer to the newsprint summary previously prepared.

## WHAT NOW?

**10 minutes**

**PAGE 20**

**PAGE 21**

**REFLECT** Invite participants to reflect on the ideas from the summary and sharing. Ask:

What does this mean for us today? What can we do to know and follow Jesus?

**PRESENT** Share the ideas from the **LIVE OUR FAITH** box by referring to the newsprint summary you prepared.

- ▶ Invite participants to choose one of the ways to live out their faith and focus on it during the prayer.

## EXTEND THE SESSION 10 minutes

### PEOPLE OF FAITH

Help youth reflect on Oscar Romero as a person of faith.

- ▶ Ask for volunteers to read the story on **PAGE 21** to the group.
- ▶ Have participants work individually or in groups to address this question:  
How did Oscar Romero follow Jesus and his teachings?
- ▶ Instruct participants to look over the story and to circle a sentence, phrase, or word that reminds them of Jesus and his teachings.
- ▶ After a few moments, ask for responses and record these ideas on newsprint.

Loving Father,  
You gave us Jesus, your Son, to show us the way.  
Help us to know his teachings in our heart  
and live his teachings in our lives.  
Be with us as we gather in Jesus' name.  
We ask this through Christ, the Lord. Amen.

# **Reading:**

Read Matthew 7:7–11.

# **Petitions**

- Leader:** Our response is: Loving God, guide us.
- All:** We want to follow you, Jesus; help us take the time to learn your teachings.
- Leader:** Loving God, guide us.
- All:** We face many choices in our lives; help us to use your values and teachings as our guide.
- Leader:** Loving God, guide us.
- All:** We make big and little decisions; help us to remember to pray for guidance as we strive to do what is right.
- Leader:** Loving God, guide us.
- All:** We need teachers and guides; direct us to know and seek out wise people who know you and live by your ways.
- Leader:** Loving God, guide us.

Ask for additional petitions.

# **Going Forth**

Each of us selected one way that we will try to know and live by Jesus' wisdom. Let us recall one way that we can live by his teachings more closely and pray in silence.

In the Sermon on the Mount, Jesus teaches us to pray using these words,

Our Father...

Play or sing one of the suggested songs.

WHAT NOW? (continued)

**GO**  
online

Visit [www.osvcurriculum.com](http://www.osvcurriculum.com).  
Look under Reproducible Resources  
for a printable version of this prayer.

**FYI** If you don't have time for the prayer service, you may choose to pray together the prayer on **PAGE 20** of the *Faith Booklet*.

# **Suggested Songs**

“Enseñame/Teach Us, Lord,”  
Donna Peña, © 2002,  
GIA Publications, Inc., *Call to Faith Grade 7 & 8 Music CD 2*, track 16

“Blessed Are They,” © 1997,  
Thomas Tomaszek. Published  
by OCP Publications