

# Contents

<b>A Preparation Rite</b> .....	4
John 10: 15 <i>The Good Shepherd</i>	
<b>1 Following Jesus</b> .....	6
Luke 15: 11–24 <i>The Forgiving Father</i>	
We Are God's Reconcilers:	
<i>How to Make a Loving Choice</i>	
<i>Family Focus: Using God's gift of freedom</i>	
God's Gift Activity	
<b>2 Following God's Law</b> .....	14
Matthew 22: 35–39 <i>The Greatest Commandment</i>	
We Are God's Reconcilers:	
<i>Living the Ten Commandments</i>	
<i>Family Focus: Learning about God's laws</i>	
Law of Love Activity	
<b>3 Being Sorry, Being Forgiveness</b> .....	22
Luke 7: 36–40, 44–50 <i>Jesus Forgives</i>	
We Are God's Reconcilers:	
<i>An Act of Contrition</i>	
<i>Family Focus: Understanding the need to be forgiven</i>	
Word of Love Activity	
<b>4 Examination of Conscience</b> .....	30
Luke 15: 4–7 <i>The Lost Sheep</i>	
We Are God's Reconcilers:	
<i>An Examination of Conscience</i>	
<i>Family Focus: Developing conscience</i>	
Lost Sheep Activity	
<b>5 Celebrating Reconciliation</b> .....	38
Luke 19: 1–10 <i>Zacchaeus</i>	
We Are God's Reconcilers:	
<i>Steps to Celebrate the Sacrament</i>	
<i>Family Focus: Introducing the Rites of Reconciliation</i>	
Loving Choices Activity	
<b>6 Living as Peacemakers</b> .....	48
Mark 10: 13–16 <i>Jesus and the Children</i>	
We Are God's Reconcilers:	
<i>How to Bring Peace to Others</i>	
<i>Family Focus: Sharing the peace of the sacrament</i>	
Message of Peace Activity	
<b>A Peacemaking Rite</b> .....	54
John 14: 27 <i>My Peace I Give You</i>	
<b>Summary: I Will Remember</b> .....	56
<b>Preparing for Reconciliation Booklets</b> .....	57
<b>Rites of Reconciliation</b> .....	69
<b>Prayers</b> .....	71
<b>A Peacemaker Checklist</b> .....	73
<b>Prayer Partner Invitation</b> .....	75
<b>More Songs for Reconciliation</b> .....	77
<b>First Reconciliation Certificate</b> .....	79
<b>Activity Cutouts</b> .....	Back of Book
<b>"My First Reconciliation Song" ...</b>	Inside Back Cover

# Following God's Law

Do you think rules and laws are important?  
Tell why.

Tell about some rules and laws that you  
have to follow. How do they help you?

What would your family, your school, or  
your community be like without them?


Tell what might happen if . . .

- you played with the computer all night.
- there were no traffic lights.
- you could talk in class anytime you wanted.

Tell what might happen if . . .

- everyone obeyed the recycling rules.
- children never played with matches.
- everyone were treated fairly.





Write what rule or law you might see on signs in these places.

- at a railroad crossing
- in a library
- at a zoo park

Tell why these are good rules.

Because God loves us so much, He gives us laws to help us. Why do God's people need rules and laws? Share your ideas.

Let's pray.

†Dear God, teach us Your law.  
Help us to follow it.





## The Most Important Law

What if someone asked you to name the most important law of all?  
What would you say?

One day someone asked Jesus just that question.

"Teacher," he said to Jesus, "which is the greatest commandment that God gave us?"

Jesus answered,

"The greatest commandment is this:  
Love the Lord your God with all your heart,  
with all your soul, and with all your mind.  
Love your neighbor as you love yourself."

*Based on Matthew 22: 35-39*

We call this greatest commandment the Law of Love.

Jesus said that the most important law is love — love of God, love of others, and love of ourselves. When we obey this great Law of Love, we do what God wants us to do.

Let's say the Law of Love together.  
Can you learn it by heart?







## God's Law

We show that we love God, others, and ourselves when we follow the Ten Commandments. They help us to live the Law of Love, as Jesus did.


The Ten Commandments tell us how God wants us to show our love. Sometimes people choose not to follow God's law. They turn away from God's love. They sin.


Sin is freely choosing to do what we know to be wrong. It means disobeying God's law on purpose. All sins are wrong.

Sin hurts us and hurts the members of God's family, too. When we sin, we choose not to love God or others or ourselves. Even when we sin, God does not stop loving us. God always forgives us when we are sorry and try not to sin again.

Look at page 19 to learn how the Ten Commandments teach us to love as God wants.

Third  
Commandment





Fifth Commandment



Fourth Commandment

## Living the Ten Commandments

We show we love God when:

1. We think first of what God wants when we make choices.
2. We use God's name only with love and respect.
3. We keep Sunday as God's special day of prayer and rest.

We show we love ourselves and others when:

4. We listen to and obey those who care for us.
5. We care for all living things.
6. We respect our own bodies and the bodies of others.
7. We do not take anything that is not ours; we are fair to everyone.
8. We are truthful in what we say and do.
9. We are faithful to those we love.
10. We help people to have what they need to live.


# Doing What God Wants

Draw a 😊 beside the sentences that tell how to follow God's commandments.

Draw a ☹️ beside the sentences that do not tell about following God's laws.



- ☐ When I make a choice, I think only of what I want.
- ☐ I keep Sunday as a special day to pray to God with my parish at Mass.
- ☐ I listen to and follow what my parents tell me.
- ☐ I am unkind to people I don't like.
- ☐ I ask to use my friend's bike to go to the park.
- ☐ I will keep God's commandments today by \_\_\_\_\_.



Gather in a prayer circle. Have ten people read in turn one of the sentences on page 19. After each one, pray together:

† Loving God, help us to do what is right.



# Family Focus

In this lesson your child explored the Law of Love and the Ten Commandments as the laws God has given us to help us live as He wants us to live. You might want to begin by discussing together some family rules and how they help your family. Then talk about God's laws. Emphasize that God gives us laws to help us live healthy and happy lives.

Note that the Ten Commandments themselves are not given. The children are taught how to live the commandments. They are worded in such a way that young children can understand and relate to them. If you wish to review the commandments, see page 19. (You can find the scriptural wording in Exodus 20:1-17.)

1. Have your child tell you the gospel story of the greatest commandment. Go over the Law of Love together. Then go over the explanations of the Ten Commandments on page 19.

2. Help your child understand that sin is a free choice to do what we know is wrong. We cannot sin if we do not choose to do so. Make sure your child knows that God always forgives us when we are sorry.

3. Do the **At Home** activity together.

## At Home



Talk with your family about the ways you will try to live the Law of Love this week.

Cut out the Law of Love pinwheel in the back of the book.

Read the message on the pinwheel.  
Share it with your family.  
Then use the pinwheel  
as a centerpiece for  
your family table.

