

Contents

UNIT 1: We Believe, Part One	42
Chapter 1 God's Word to Us	44
Chapter 2 I Will Be Your God	56
Chapter 3 The Mystery of God	68
Chapter 4 God's Promise	80
UNIT 2: We Believe, Part Two	94
Chapter 5 The Son of God	96
Chapter 6 The Death and Resurrection of Jesus	108
Chapter 7 Receive the Holy Spirit	120
Chapter 8 The People of God	132
UNIT 3: We Worship, Part One	146
Chapter 9 People of Prayer	148
Chapter 10 Celebrating God's Love	160
Chapter 11 Sharing in Christ's Life and Work	172
Chapter 12 Responding to God's Call	184
UNIT 4: We Worship, Part Two	198
Chapter 13 Jesus Feeds Us	200
Chapter 14 Jesus Forgives	212
Chapter 15 Jesus Heals the Sick	224
Chapter 16 Signs of God's Love	236
UNIT 5: We Live, Part One	250
Chapter 17 Created in God's Image	252
Chapter 18 The Beatitudes	264
Chapter 19 Living a Holy Life	276
Chapter 20 Living God's Covenant	288
UNIT 6: We Live, Part Two	302
Chapter 21 Love God with All Your Heart	304
Chapter 22 Love Your Neighbor as Yourself	316
Chapter 23 Love One Another	328
Chapter 24 The Prayer of Disciples	340
We Celebrate the Church Year	354
Catholic Prayers and Practices	388
We Celebrate the Mass	396
Key Teachings of the Church	404
Glossary	412
Index	417
Credits	419

UNIT 2 We Believe

Part Two

Objectives

In this unit, the children will learn that:

- ▶ The Incarnation is the mystery of Jesus, the Son of God, becoming truly human while not giving up being God
- ▶ Jesus suffered and died on the cross for us
- ▶ The Holy Spirit came to the disciples on Pentecost
- ▶ The Church is the Body of Christ, the People of God, and the Communion of Saints

Spiritual Insights

"When we speak of the Paschal Mystery, we refer to Christ's death and Resurrection as one inseparable event. It is a mystery because it is a visible sign of an invisible act of God. It is paschal because it is Christ's passing through death into new life. For us it means that we can now die to sin and its domination of our lives, and we pass over into divine life already here on earth and more completely in heaven" (*United States Catholic Catechism for Adults*, page 93).

"Remain in me, as I remain in you . . . I am the vine, you are the branches" (John 15:4-5).

Living the Six Tasks of Catechesis

Liturgical Education:
Saint Elizabeth Ann Seton (1774-1821)



Elizabeth was raised in a wealthy Episcopalian family in New York. The family read the Scriptures and prayed together often. Her parents also encouraged Elizabeth to participate in charitable activities.

Elizabeth fell in love with and married Will Seton when she was

nineteen. They had five children together. Then Will contracted tuberculosis. He was unable to work and his

successful business failed. Family friends in Italy invited the Seton family to stay with them while William recovered. They also wanted to help Elizabeth with the responsibility of caring for her children.

Elizabeth was deeply moved by her friends' Catholic faith. She began to visit Catholic churches to pray before the Blessed Sacrament. She had no doubt that Jesus was truly present in the consecrated bread and wine at Mass. Elizabeth also felt drawn to our Blessed Mother, especially after Will died. She knew that Mary had suffered the loss of her beloved son, Jesus. As she knelt before the tabernacle, praying to Jesus and his mother, Elizabeth felt the Lord calling her to join the Catholic Church.

A year later, back in America, she professed her faith as a Catholic although many friends and family turned their backs on her. She decided that the best way she could support herself and her children was to open a Catholic boarding school for girls. In this way, she could provide both faith and education for the girls.

In time, Elizabeth formed a religious order for women called the American Sisters of Charity. With Elizabeth's leadership, the nuns opened orphanages and schools for the poor. Mother Seton, as she became known, was one of the first to reach out to developmentally challenged children. Her nuns also worked in hospitals and homes for the elderly.

We honor Elizabeth Ann Seton as the first American-born saint. As catechists, we respond to the gift of Jesus' Body and Blood in the Eucharist through our service to others, as Saint Elizabeth did.


Sharing Your Faith

Find a partner to work with: a spouse, a friend, a fellow catechist. Come together at the beginning or end of each unit for shared prayer and discussion. Use the questions below as a starting point. As an alternative, record your thoughts in a personal journal.

- ▶ Why are the Cross and the Resurrection inseparable for us as Jesus' disciples?
- ▶ Describe an experience of the Holy Spirit inspiring or encouraging you.
- ▶ How do you build up the Body of Christ, the Church?

We Believe UNIT 2

Part Two



Who Is the Greatest?

During the Last Supper, while they were at the table with Jesus, the disciples started talking about who was the greatest among them.

Jesus asked them a question: "Who is greater: the one who sits at the table and is served, or the one who serves? Most people think it is the one seated at the table. Yet I am among you as the one who serves.

"The kings of this world lord it over others and their authority is honored. That is not for you. The kingdom I want to give you is the one my Father gave me. You will eat and drink at my table in my kingdom. There you will have true greatness."

Based on Luke 22:24-30

48

Unit 2 Opener

The unit opener pages are designed to assess the children's prior knowledge about the key faith concepts in the unit. Allow up to fifteen minutes.

Opening Page

- ▶ Invite the young people to tell you what they see in the illustration. (*There are people seated at a banquet table and others serving them.*)
- ▶ Ask a volunteer to read the Scripture story aloud. Then ask: What do you think makes a person great? Why could a servant be considered greater than the master of the house? (*Accept all reasonable responses.*)

Getting Ready

- ▶ Invite the young people to write their responses to the questions and directions under What I Have Learned, Faith Terms to Know, and the other headings in the second column.
- ▶ Invite a few volunteers to share their responses, but do not correct them at this time. Tell the students that they will return to this page to check their learning at the end of the unit.
- ▶ For Questions I Have, you might write their questions on the board on a piece of newsprint so that you can refer to them if or when the topics come up in the unit.
- ▶ Ask the class to look at the next page and begin Chapter 5.


What I Have Learned

What is something you already know about these three faith terms?

Love

Last Supper

Pentecost



The Bible

What do you know about the work God the Father sent Jesus to do?

The Church

What do you know about how the people of the Church are signs of God's love?

Faith Terms to Know

Put an X next to the faith terms you know. Put a ? next to faith terms you need to learn more about.

- _____ miracle
- _____ public ministry of Jesus
- _____ incarnation
- _____ priest, prophet, king
- _____ Body of Christ
- _____ the Advocate
- _____ the Resurrection

Questions I Have

What questions would you like to ask about being a disciple?

BACKGROUND

Image of the Invisible God

Human in all things but sin, Jesus Christ is true God and true man. This is what the doctrine of the Incarnation means—the Son of God became truly and fully human without abandoning his divinity. Fully divine and fully human, Jesus is one Person with a divine nature and a human nature. The Son of God, Jesus, entered this world in order to save us. He accomplished that salvation as one like us in all things but sin.

The Unseen Seen

Jesus is the fullness of God's Revelation to us. All that we need in order to come to know and trust in the mystery of God's love, the message of salvation, and the mission of the Church has been given to us in Jesus Christ. What is invisible is made visible in Christ. What is spiritual is made flesh. What is utterly beyond us and almost incomprehensible is made appreciable and incarnated.

Begotten Not Made, Consubstantial ...

Those who knew the Incarnate Son of God, Jesus, during his earthly life and ministry first encountered his humanity. Gradually he was revealed to be God's Son. This revelation culminated in Jesus' Death, Resurrection, Ascension, and in the outpouring of the Holy Spirit. Only little by little did Jesus' first followers come to a full sense that he was truly Lord—a title in Scripture reserved for God alone.

A Mystery of Faith

The Incarnation is a great mystery of our faith. Those who come to faith in Jesus are led from mystery to mystery and slowly express the mystery of faith that lies within their hearts. The story of the Church's

understanding and expression of that mystery is similar, in some ways, to the growth of each individual in their ability to express that faith.

From apostolic times, the Church believed Jesus Christ to be true God and true man, and struggled for several centuries to find appropriate language to correctly formulate that faith. This struggle entailed the battling of heresies and deviations from true faith. During that struggle, the Holy Spirit led the Church to the development of her creeds, which we profess today.

... And in one Lord Jesus Christ,
the Only Begotten Son of God,
born of the Father before all ages.
God from God, Light from Light,
true God from true God, begotten, not made,
consustantial with the Father;
through him all things were made.
For us men and for our salvation
he came down from heaven ...

Roman Missal

For Reflection

What is the significance of the mystery of the Incarnation for my life?

What and who have helped me grow in my relationship with Jesus Christ, the Incarnate Son of God?



Catechist to Catechist

The Simple Faith of Children

The Incarnation is a difficult concept, but young children believe in this mystery of faith with a simple faith that does not demand great explanation. The Son of God took on flesh and lived among us. Jesus is true God and true man. He lived among us as a child, a teen, and an adult. He was like us in all things but sin.

Retelling Jesus Stories

Invite the children to retell their favorite Gospel stories about Jesus in their own words. Retelling Gospel stories this way helps the children learn that the feelings of Jesus and many of the events of his life are in some way similar to their own. This will help them come to know Jesus better and grow in friendship with him. You might also use examples from art to help the children come to know Jesus. Artists express their faith in Jesus in a way that evokes faith that words alone cannot always do. Each artist's faith can be seen or touched or felt. As artists paint, their faith "takes on flesh." It becomes something that the children can see and touch and begin to understand.

The Church Teaches...

"The incarnation of the only Son of God is the original inculturation of God's word. The mystery of the incarnation is also the model of all evangelization by the Church" (*National Directory for Catechesis*, 21A). It is important that catechists introduce their students to the Person of Jesus so that they may develop a personal relationship with him and grow in intimacy with him.

Further Reading and Reflection

For more on the teachings of the Catholic Church on the mystery of the Incarnation and the public ministry of Jesus, see *Catechism of the Catholic Church*, paragraph numbers 422-507 and 512-560; *United States Catholic Catechism for Adults*, pages 79-87.




Catechist Prayer

Spirit of God,
who filled the
prophets with zeal,
fill the children and
me with the zeal to
proclaim God's word too.
Amen.

Lesson Planner

The Son of God

Focus To discover why Jesus is true God and true man

LESSON PART	PROCESS	MATERIALS and RESOURCES
EXPLORE Focus To explore Jesus' love and care for us  10 minutes Pages 47-48	<ul style="list-style-type: none"> ▶ Proclaim and discuss John 10:14-15 (the Good Shepherd). ▶ Explore the story of St. Anthony of Padua. Disciple Power: Love	Bible
DISCOVER Focus To discover ways that Jesus Christ, the Son of God, reveals God's love  30 minutes Pages 49-51	<ul style="list-style-type: none"> ▶ Discover that Jesus is true God and true man. Activity: Write a message about the meaning of Christmas. Activity: Create a faith planner. <ul style="list-style-type: none"> ▶ Learn about the beginning of Jesus' public ministry. ▶ Explore the meaning of miracles. 	Index cards Paper Additional Activities Booklet: Activities 5a-5b, or see BeMyDisciples.com.
DECIDE Focus To decide on a response to the lesson on Jesus Christ  10 minutes Page 52	Activity: Decide how to be an imitator of Christ. My Faith Choice: Choose ways to be a sign of God's love in the world.	Enriching the Lesson Activities: Catechist Edition, page 107 <ul style="list-style-type: none"> • Drawing Activity on Following Jesus • Creating Games to Review Faith Vocabulary • Creating a Refrain about God's Love

Concluding the Lesson



10 minutes

We Remember

Page 53

- ▶ Review concepts and do the review activity.
- ▶ **Assessment Tools Booklet:** Chapter Test 5a-5b, or see BeMyDisciples.com.

We Pray

- ▶ **Prayer:** the Nicene Creed
- Materials:** Small bowl of water or holy water, Bible, candle, cross for prayer center
- ▶ Grade 4 Music CD

Preview

Point out resources for this chapter at

www.BeMyDisciples.com

- ▶ Preview the With My Family page and next week's lesson theme.

Looking Ahead

In this chapter the Holy Spirit invites you to ▶



EXPLORE how saint Anthony of Padua is a role model.



DISCOVER that God's promises to love us is fulfilled in Jesus.



DECIDE ways to be a sign of God's love.

CHAPTER
5

The Son of God

- 2 How do your parents and your teachers help you and guide you? How do they show you that they love and care for you?

Once, Jesus was teaching his disciples. He wanted them to know that he would always love them and care for them. Jesus told them,

"I know my sheep, and my sheep know me. I will give up my life for my sheep." Based on John 10:14-15

- 2 Why did Jesus call himself a Good Shepherd? What did he want his disciples to know about him?

47

CATHOLIC DOCTRINE

The Good Shepherd. The image of the good shepherd provides insights into the call to minister to others. The shepherd's sheep follow him because they know his voice. Jesus is our Good Shepherd. We hear our Shepherd's call through the Scriptures, prayer and our conscience. One way we show that we hear and respond to the Shepherd is by being shepherds ourselves—by serving others through ministry.

Twelve tables, which they throw in the air and then, with the back of their hands, catch the three holy Gospel stories come alive for the children.

Pray

- ▶ Gather the children and ask them to quiet themselves for prayer. Begin with the Sign of the Cross.

- ▶ Ask the children to repeat this traditional prayer after you:

Jesus, meek and humble of heart,
Make my heart like unto thine.
Amen.

- ▶ Conclude with the Sign of the Cross.

Reflect

- ▶ Discuss the opening questions. You may wish to share how someone in your life has been a guide or mentor. Tell how that person has loved and cared for you.
- ▶ Ask the children how many of them have heard this Psalm before. Tell them that they are going to listen to a passage from the Bible about Jesus, the Good Shepherd.
- ▶ Proclaim the verse from John 10:14-15.

Focus

- ▶ Invite the children to respond to the questions on the page.
- ▶ Tell them that on the next page they will learn about a saint who cared for others as Jesus did.

Introduce

- ▶ Write the phrase *role model* on the board. Ask the children to share with a partner what a role model is.
- ▶ Paraphrase the first paragraph for the children. Ask the children to read the rest of the story of St. Anthony of Padua silently to learn more about his life and work.

Reinforce

- ▶ Ask the children to work with a partner to highlight or underline three things that they learned about saints by reading the story of St. Anthony. Ask volunteers to share their responses.
- ▶ Write the word *love* on the board and quickly have the children join you in creating a word web around it.
- ▶ Point out the Disciple Power feature. Remind them of St. Anthony's great examples of love.

Connect

- ▶ Invite the children to share the saints for whom they were named as well as the patron saint of the parish.
- ▶ Invite the children to turn to page 50. Read aloud the definition of patron saints in the Faith-Filled People box. Introduce the questions on the page, and allow the children time to share with a partner something that they have learned about their own patron saint, the patron saint of their parish, or another patron saint.



Disciple Power

Love

Love is the greatest of all the virtues. Jesus commanded his disciples, "Love one another, as I love you" (John 13:34). Jesus loves us so much that he died on the cross for us. Read what Saint Paul tells us about love in 1 Corinthians 13:4-7.



48

THE CHURCH FOLLOWS JESUS

Saint Anthony of Padua

Some members of the Church set a good example for us. They show us how to live as disciples of Jesus. They are kind, helpful, and loving as Jesus, the Good Shepherd, was. The Church names these people "saints." Saint Anthony of Padua is one of the saints of the Church.

Anthony of Padua was born in Portugal in 1195. He had a great love for the child Jesus. He was a great preacher and missionary. A missionary travels to tell others about Jesus Christ.

Anthony heard about four Franciscan missionaries who were martyrs. Christian martyrs are people who give up their lives for Jesus. Anthony loved Jesus so much. He, too, was willing to give up his life for Jesus.

Anthony joined the Franciscans. Franciscans join together to follow Jesus as Saint Francis of Assisi did. They give up all their possessions. They pray together. They sometimes travel to faraway places to tell others about Jesus.

Anthony of Padua has been named a saint of the Church. Saints faithfully put into practice the values Jesus lived while he was on Earth. We remember and celebrate the life of Saint Anthony of Padua each year on his feast day on June 13.

- 2 Which saint are you or your parish church named after? Find out more about that saint. How is this person a role model for you and for the people in your parish?



DISCIPLE POWER

Love. Love of God and love of neighbor summarizes the Ten Commandments. God's relationship with us is a story of love. God continually offers love through the wonders of creation. God's love is revealed to us in the person of Jesus. Jesus is both the messenger and the message of love. Jesus is God's promise of his abiding love. Jesus' ultimate act of love was freely accepting his death on the cross. Discuss with the children ways in which they are aware of God's love in their lives.

The Incarnation

The birth of the Savior promised by God is one of the greatest revelations of His love for people. The angel Gabriel announced to the Blessed Virgin Mary,

"[Mary,] the holy Spirit will come upon you...
[Your child] will be called holy, the Son of God."

Luke 1:35

Mary's son, Jesus, is the only Son of God.

An angel also told Joseph, the husband of Mary, that the Virgin Mary would give birth to a son. The angel said,

"You are to name him Jesus, because he will
save his people from their sins."

Matthew 1:21

Jesus is a Hebrew name that means "God saves."

The only Son of God the Father took on flesh. This means that the Son of God became truly human without giving up being God and lived among us. We call this mystery of faith the **Incarnation**. The word *incarnation* means "putting on flesh." Jesus is true God and true man.

Jesus, the only Son of God, is the Savior of the world. Because Mary is the mother of Jesus, who is truly God, Mary is truly the Mother of God.

FAITH FOCUS

What did Jesus do to reveal God to us?

FAITH VOCABULARY

Incarnation

The Incarnation is the mystery of the Son of God, the Second Divine Person of the Trinity, becoming truly human while not giving up being God.

public ministry of Jesus

This is the saving work that God the Father sent His Son, Jesus, to do, beginning with the baptism of Jesus and His announcement of that work in the synagogue in Nazareth.



Activity

The Church celebrates the birth of Jesus on Christmas. Write a sentence below telling why Christmas is a sign of God's love. Share your message with your family and friends.

SCRIPTURE BACKGROUND

Life in Jesus' Time. Fourth graders will enjoy learning more background on what life was like during Jesus' time. Here are some facts to share: Families ate fish, fruit, eggs, milk, and homemade bread. At Passover, they feasted on roasted lamb. Generally, they lived in one-room houses. People slept on a raised platform at one end of the room. At night, the animals also slept in the room. The children played games, using clay dolls and toys, reed pipes and whistles, and slingshots. They played hopscotch and a game with twelve pebbles, which they threw in the air and then caught on the back of their hands. Facts like these help Gospel stories come alive for the children.

Key Concept

God the Father's promise was fulfilled in his Son, Jesus.

Teach

- ▶ Divide the class into two groups.
Invite each group to read one of the two Gospel passages.
- ▶ Introduce the stories, and pause for a group to read each passage.
- ▶ Write the word *Incarnation* on the board. Read aloud the next paragraph, and ask the children to underline what this word means.
- ▶ Ask the children to read silently the last paragraph to discover why Mary is truly the Mother of God. She is the mother of Jesus, who is truly God.

Reinforce

- ▶ Read aloud the definition of *Incarnation* in Faith Vocabulary.
- ▶ Have the children do a word card for *Incarnation*.

Connect

Invite the children to complete the activity. Ask volunteers to read what they have written.

Key Concept

After Jesus was grown, he began his public ministry, the work that his Father had sent him to do.

Teach

- ▶ Remind the children about patron saints. Encourage the children to learn more about your parish's patron saint. Point out that this saint can be a model for all of the members of the parish.
- ▶ Summarize the first paragraph of Jesus Begins His Ministry.
- ▶ Read Luke 4:18–19 to the children. Have the children close their eyes and listen for words and images that describe the work of Jesus.
- ▶ Ask the children to imagine that they are standing with the people in the picture listening to Jesus as he speaks. Invite the children to share their reflections about what they hear.

Reinforce

- ▶ Emphasize that Jesus announced his public ministry with the words in Luke 4:18–19. Ask a volunteer to read the definition of public ministry of Jesus in Faith Vocabulary on page 49.
- ▶ Have the children do a word card for this term.

Connect

Invite the children to describe one person they have read about or know who continued the work of Jesus.

**Faith-Filled People****Patron Saints**

Saint Anthony of Padua and other saints are also patron saints. Patron saints are role models for groups of people, such as lawyers, students, parishes, and nations. Their lives show us ways to continue the work that Jesus began on Earth.

Jesus Begins His Ministry

Jesus grew up in the town of Nazareth in Galilee. A short time after his baptism in the Jordan River, it became time for Jesus to begin the work that the Father sent him to do. We call this work the **public ministry of Jesus**.

Jesus went to the synagogue in Nazareth. He took a scroll containing the writings of the prophet Isaiah. He unrolled it, stood up, and read aloud:


*The Spirit of the Lord is upon me,
because he has anointed me
to bring glad tidings to the poor.*

*He has sent me to proclaim liberty
to captives
and recovery of sight to the blind,
to let the oppressed go free,
and to proclaim a year acceptable
to the Lord.*

Luke 4:18–19

With these words, Jesus described the work the Father sent him to do. He is the Messiah, the Promised One, who had been sent to them by God.

- 2 Describe one person whom you have read about or know who has continued the work of Jesus.

**FAITH-FILLED PEOPLE**

Patron Saints. Over the centuries the Church has developed a calendar of saints as part of the celebration of the liturgical year. These saints represent men and women from different parts of the world, different periods of time, and every walk of life. Usually feast days of the saints are celebrated on the anniversary date of the death of each particular saint. For instance, the feast of Saint Anthony of Padua is celebrated on June 13, the date of his death. On November 1, we celebrate All Saints' Day. On this day, we commemorate all the saints, known and unknown to us. Invite the children to read about the life of their patron saint; a saint whose feast is celebrated on their baptismal day or birthday; a saint with the same name as theirs; or a saint they admire. They may "adopt" a patron saint. For more information on the saints, go to the Saint Resource at www.BeMyDisciples.com.

Signs of God's Love

Jesus' whole life on Earth revealed his Father's love for all people. Miracles were some of the most amazing things Jesus did. The word *miracle* means "wonder, something amazing and marvelous." The miracles of Jesus were amazing signs of God's love at work in the world.

The Gospels tell us about many miracles that Jesus performed during his public ministry. Read about the miracle of Jesus giving sight to two blind men in Matthew 9:27–31. See how Jesus changed their lives. Through this miracle, Jesus invited the two blind men and the other people who were there to believe and trust in God. The two blind men believed. They began to see not only with their eyes but also with "eyes of faith."

Jesus calls us to be people of faith. He calls us to see with eyes of faith and to live our faith. We are to be signs of God's love for others to see.

Catholics Believe

Signs of God's Love

The people of the Church are called to be signs of God's love. People in your parish do this in many ways. Priests and deacons, laypeople and religious, married and single people all work together to put into practice the values that Jesus lived while on Earth.

Activity Use the Faith Planner to write the things that you do during the day to be a sign of God's love.

Faith Planner

	Saturday	Sunday	Weekdays
Morning			
Noon			
Evening			

51

Key Concept

The miracles of Jesus were amazing signs of God's love at work in the world.

Teach

- ▶ Have the children read silently the first paragraph on page 51 to learn the purpose of Jesus' miracles.
- ▶ Ask the children to underline and share the meaning of the word *miracle*.
- ▶ Use a Bible to proclaim to the children the miracle of the healing of two blind men in Matthew 9:27–31.
- ▶ Invite the children to share how this story helped people trust in God.

Reinforce

- ▶ Invite the children to share what Jesus was teaching the people. (*He was teaching the people to believe and trust in God.*)
- ▶ Ask a volunteer to read Signs of God's Love in Catholics Believe. Remind the children that all are called to be signs of God's love.

Connect

Read aloud the directions for the Faith Planner activity, and invite volunteers to share how they are signs of God's love.

THE TASKS OF CATECHESIS

Missionary Initiation. Every aspect of Jesus' life is a sign of God's love for all people. Divide the class into two groups. Ask one group to make a list of the things Jesus did while he was on earth that reveal God's love for us; have the other group make a list of the things they do that express God's love for others. Afterward, ask the groups to compare lists. Help the children to make the connection between Jesus' earthly ministry with their call to continue Jesus' work in the world by living the Gospel.

Reinforce

Remind the children that they announce the Good News of Jesus Christ today. They are signs of God's love for others to see.

Respond

- ▶ Invite a volunteer to read the Scripture passage in the Be Imitators of Christ activity.
- ▶ Give the children several minutes to think about how what they do and say imitates Jesus. Then allow time for them to write their responses.

Choose

- ▶ Have the children read silently My Faith Choice. Brainstorm ways that fourth graders can be signs of God's love in the world. Allow time for the children to choose how they will be imitators of Christ.
- ▶ Invite the children to silently pray the prayer at the bottom of the page.

I FOLLOW JESUS

Followers of Jesus Christ do amazing things. They love, forgive, and show kindness to people as Jesus did. Saint Paul wanted to help the first Christians be like Jesus. He wanted them to imitate Jesus in what they did and said.

BE IMITATORS OF CHRIST

Imagine that you are sitting in a crowded room. You are listening to Saint Paul. Paul says,

"So be imitators of God, as beloved children, and live in love, as Christ loved us . . . Live as children of light, for light produces every kind of goodness and righteousness and truth. Try to learn what is pleasing to the Lord."

EPHESIANS 5:1, 8-10

Remember what you wrote in your Faith Planner. Write down three things that you can do to be an imitator of Christ.

MY FAITH CHOICE

This week, I will be an imitator of Christ. I will be a sign of God's love in the world. I will



Talk with Jesus in prayer. Pray, "Jesus, help me come to know and follow you better. Amen."

HUMAN METHODOLOGIES

Learning within the Christian Family. The *National Directory for Catechesis* notes "The Christian family is ordinarily . . . the primary environment for growth in faith" (NDC 290). The Gospel of John describes how Jesus' followers act: [Jesus said], "This is how we will know that you are my disciples, if you have love for one another" (See John 13:35). Emphasize that we grow in faith when we show love and respect for family members, when we pray together, and when we help one another. Have the children suggest specific ways they can be a sign of Jesus' ministry by their loving words and actions at home.

Chapter Review

Circle the four faith words hidden in the puzzle. Share the meaning of each word with a partner.



TO HELP YOU REMEMBER

1. Jesus is the only Son of God who became one of us and did not give up being God.
2. When Jesus began his public ministry, he announced that he is the Promised One of God.
3. Everything Jesus said and did was a sign of God's love for people.

We Believe

We profess our faith in Jesus Christ when we pray the creeds of the Church. We pray the Nicene Creed each Sunday at Mass. Pray this part of the Nicene Creed.

Group 1: I believe in one Lord, Jesus Christ, the Only Begotten Son of God.

Group 2: born of the Father before all ages, God from God, Light from Light,

Group 1: true God from true God, begotten, not made, consubstantial with the Father;

Group 2: through him all things were made.

Group 1: For us men and for our salvation he came down from heaven

Group 2: And by the Holy Spirit was incarnate of the Virgin Mary, and became man.

We Remember

- ▶ Ask volunteers to state three important facts that they learned about Jesus in this chapter.
- ▶ Have the children compare these facts to the To Help You Remember statements.
- ▶ Introduce the word search review activity. After the children find the faith words, ask them to share the meanings of each word with a partner.

We Pray

- ▶ Gather the children in the prayer center. Have a small bowl of water ready. Use holy water if possible.
- ▶ Divide the class into two groups and pray the profession of faith, We Believe.
- ▶ Dip your right thumb into the water and make a sign of the cross on each child's forehead, saying, "(Name of child), remember that you are a sign of Jesus to the world."
- ▶ End with each child blessing himself or herself with the Sign of the Cross.

SPECIAL NEEDS

Providing a Word Bank. Post a list of the words the children will be looking for in the puzzle. Matching the words may come easier than creating them from memory for children with reading difficulties. This technique can be used wherever a selection of words is needed to complete an activity.

Need: Children with reading deficits

Preview

- ▶ Have the children carefully tear out pages 53 and 54 along the perforation.
- ▶ Encourage the children to share the pages with their families and to do the activities together.
- ▶ If they did not complete the review activity on page 53 by the end of the session, emphasize that they can complete it with their families.
- ▶ Point out the chapter title and theme of next week's lesson.

Visit www.BeMyDisciples.com

- ▶ Share with the children the many activities on the curriculum Web site.
- ▶ Encourage the children to visit www.BeMyDisciples.com.

With My Family

This Week...

- In chapter 5, The Son of God, your child learned
 - ▶ God fulfilled his promise to send the Messiah, the Savior and Redeemer of the world.
 - ▶ The angel Gabriel announced to the Blessed Virgin Mary that she would give birth to the Son of God and name him Jesus.
 - ▶ The Son of God became man without giving up being God. This mystery of faith is called the Incarnation. Jesus is true God and true man.
 - ▶ The miracles of Jesus were unique signs of God's saving presence in the world, inviting people to faith in God.
 - ▶ Jesus' whole life was a sign of God's saving love for all people. Love is the greatest of all the virtues.

For more related teachings of the Church, see the Catechism of the Catholic Church, 422-507 and 512-560, and the United States Catholic Catechism for Adults, pages 79-87.

Sharing God's Word

Read together Luke 4:18-19, Jesus announcing the work that his Father had sent him to do, or read the adaptation of the story on page 50. Discuss how you see your parish continuing the work of Jesus.

We Live as Disciples

The Christian home and family is a school of discipleship. Choose one of the following activities to do as a family, or design a similar activity of your own:

- ▶ Read the story of Jesus' baptism in Matthew 3:13-17. Name some of the things that your family does or can do to tell others about Jesus.
- ▶ Name some of the people in your parish who are continuing the work of Jesus. Then choose one thing to do as a family this week to continue the work of Jesus.

- ▶ Make a "Top Ten" list of loving things that your family does for others. Post the list on your refrigerator as a reminder that your family practices the virtue of love and is a sign of God's love.

Our Spiritual Journey

Saint Paul teaches that love is the greatest of all the virtues. Love is the driving power of living our faith. In this chapter, your child professed his or her faith in God. Read and pray together the prayer on page 53. Then discuss how your love for God drives you to live your faith.



For more ideas on ways your family can live as disciples of Jesus, visit www.BeMyDisciples.com

USING THE "ENRICHING THE LESSON" ACTIVITIES

Music and Prayer. Some children learn best through the medium of music. Music used in connection with a prayer service can serve to set the mood, reinforce key concepts, touch the heart as well as the head, and inspire a faith response. As often as possible, incorporate the Grade 4 Music CD into your weekly lessons.

Before Moving On...

As you finish today's lesson, reflect on the following question before moving on to the next chapter.

What have I learned about the gifts and talents of the children in my class? How am I encouraging the children to use their talents?

Enriching the Lesson

Drawing Activity on Following Jesus

Purpose

To reinforce the concept that the children are to be signs of God's love for others (taught on page 51)

Directions

There is a prayer of Saint Teresa of Avila that you might have learned as a child: "Lord Jesus, you have no body on earth but ours, no hands but ours, no feet but ours."

- ▶ Read the prayer to the children.
- ▶ Pass out two sheets of large construction paper to each child.
- ▶ On one sheet, have the children trace their footprints and list some of the places that their feet have taken them where they can serve and love others.
- ▶ On the other sheet of paper, they can trace their handprints and list some of the things that their hands have done that are signs of God's love for others.
- ▶ On the reverse side of each piece of construction paper, ask the children to write their own prayers about being the hands and feet of Jesus.

Materials

construction paper
paper
crayons or markers

Creating Games to Review Faith Vocabulary

Purpose

To reinforce the Faith Vocabulary (taught in each chapter)

Directions

The children should review all the faith vocabulary words taught in the previous chapters.

- ▶ In small groups, have them design word searches, crossword puzzles, or codes to reinforce the vocabulary.
- ▶ Provide time for the groups to exchange and complete the activities.
- ▶ Children with word recognition difficulties could create pictures or even mimes to represent the vocabulary words.

Materials

blank paper
pens or pencils

Creating a Refrain about God's Love

Purpose

To reinforce the importance of being signs of God's love (taught on pages 51 and 52)

Directions

Just as some children express their understanding through art or music, other children express their knowledge through kinesthetic activities.

- ▶ In small groups, have the children create a refrain or cheer for fourth graders that encourages one another to be a sign of God's love.
- ▶ Ask them to include gestures with their refrains or cheers.
- ▶ The children might make streamers or pom-poms in the color of the liturgical season.
- ▶ Allow each group to present their refrains or cheers to the class.

Materials

None