

# Contents

Scope and Sequence, Kindergarten	T8
Welcome to <i>We Believe with Project Disciple</i>	T10
Frequently Asked Questions	T12
Profile of a Kindergarten Disciple	T13
Program Overview	T14
This Year Go Great!	T22
Introductory Chapter	T0
Family and Video reproducible masters (core chapters)	255

## UNIT 1 God Gives Us Many Gifts 17

### 1 God Made All Things

Plan and Prepare	19A
<b>Lesson Plan</b>	19
• God made the whole world.	
• Everything God made is good.	
Psalm 89:12	
Reproducible Master 1	19C
<b>PROJECT DISCIPLE</b> featuring God's Many Gifts	
<b>Take Home</b> Thanking God for his special gifts	

### 2 God Gives Us Light

Plan and Prepare	27A
<b>Lesson Plan</b>	27
• God made the sun.	
• God made the moon and the stars.	
Genesis 1:3-5	
Reproducible Master 2	27C
<b>PROJECT DISCIPLE</b> featuring God's Gift of Light	
<b>Take Home</b> Praying with candlelight	

### 3 God Gives Us Water

Plan and Prepare	35A
<b>Lesson Plan</b>	35
• God made water.	
• God gives us water to live.	
Genesis 1:10	
Reproducible Master 3	35C
<b>PROJECT DISCIPLE</b> featuring God's Gift of Water	
<b>Take Home</b> Conserving water	

### 4 God Gives Us the Land

Plan and Prepare	43A
<b>Lesson Plan</b>	43
• God filled the land with many gifts.	
• God wants us to take care of the gifts of the land.	
Genesis 1:10	
Reproducible Master 4	43C
<b>PROJECT DISCIPLE</b> featuring God's Gift of Land	
<b>Take Home</b> Reducing, reusing, and recycling at home	

### 5 God Made the Animals

Plan and Prepare	51A
<b>Lesson Plan</b>	51
• God made all kinds of animals.	
• Animals are gifts from God.	
Genesis 1:25	
Reproducible Master 5	51C
<b>PROJECT DISCIPLE</b> featuring God's Gift of Animals	
<b>Take Home</b> Learning about caring for animals	

## SEASONAL CHAPTERS

### 6 The Church Year

Plan and Prepare	59A
<b>Lesson Plan</b>	59
• God wants us to celebrate his love for us.	
Psalm 98:4	
Reproducible Master 6	66A

### 7 Ordinary Time

Plan and Prepare	67A
<b>Lesson Plan</b>	67
• All during the year we celebrate Jesus' love.	
Mark 12:30	
Reproducible Master 7	74A

## UNIT 2 God Is Who We Want to Share Our Creator ..... 75

### 8 God Made All People

Plan and Prepare ..... 77A

**Lesson Plan** ..... 77

- God made everyone.
- God loves all people.

Acts of the Apostles 17:25

Reproducible Master 8 ..... 77C

**PROJECT DISCIPLINE** featuring Thanking God

**Take Home** Learning about your family's heritage

### 9 God Made Us

Plan and Prepare ..... 85A

**Lesson Plan** ..... 85

- God made you.
- God loves you.

Psalm 139:14

Reproducible Master 9 ..... 85C

**PROJECT DISCIPLINE** featuring My Favorites

**Take Home** Celebrating family members' unique traits

### 10 God Helps Us to Discover

Plan and Prepare ..... 93A

**Lesson Plan** ..... 93

- God gives us our senses.
- We use our senses to discover God's world.

Psalm 63:5

Reproducible Master 10 ..... 93C

**PROJECT DISCIPLINE** featuring My Senses

**Take Home** Planning a family dinner that celebrates the senses

### 11 We Learn About God with Our Families

Plan and Prepare ..... 101A

**Lesson Plan** ..... 101

- Our families help us to discover God's world.
- Our families share God's love.

Psalm 136:1; Psalm 23

Reproducible Master 11 ..... 101C

**PROJECT DISCIPLINE** featuring Saint Gianna

**Take Home** Sharing God's love as a family

### 12 We Learn About God with Our Friends

Plan and Prepare ..... 109A

**Lesson Plan** ..... 109

- Friends are special gifts from God.
- We show our friends God's love.

Psalm 150:6

Reproducible Master 12 ..... 109C

**PROJECT DISCIPLINE** featuring Showing Love

**Take Home** Thanking God for family friends

## SEASONAL CHAPTERS

### 13 Advent

Plan and Prepare ..... 117A

**Lesson Plan** ..... 117

- God gives us the greatest gift.

Reproducible Master 13 ..... 124A

### 14 Christmas

Plan and Prepare ..... 125A

**Lesson Plan** ..... 125

- Jesus was born in Bethlehem.

Isaiah 9:5; Luke 2:1-8

Reproducible Master 14 ..... 132A

## UNIT 3 Jesus Shows Us God's Love.....133

### 15 God Chooses Mary

Plan and Prepare..... 135A

**Lesson Plan**..... 135

- Mary loved God very much.
  - God asked Mary to be the Mother of his Son.
- Luke 1:26-31

Reproducible Master 15..... 135C

**PROJECT DISCIPLINE** featuring Mary, Mother of Jesus

**Take Home** Honoring Mary at home and church

### 16 God the Father Gives Us Jesus

Plan and Prepare..... 143A

**Lesson Plan**..... 143

- Jesus is the Son of God.
  - Jesus is one of us.
- John 3:16

Reproducible Master 16..... 143C

**PROJECT DISCIPLINE** featuring God's Greatest Gift

**Take Home** Learning about Jesus in the Bible

### 17 Jesus Grew Up in Nazareth

Plan and Prepare..... 151A

**Lesson Plan**..... 151

- Jesus grew up in a family.
  - Jesus, Mary, and Joseph showed their love for one another.
- Luke 2:40-51

Reproducible Master 17..... 151C

**PROJECT DISCIPLINE** featuring The Holy Family

**Take Home** Comparing your family with the Holy Family

### 18 Jesus Teaches and Helps Us

Plan and Prepare..... 159A

**Lesson Plan**..... 159

- Jesus taught many people.
  - Jesus was kind, good, and caring.
- Matthew 4:23-5; Luke 18:15-16; John 6:3-15

Reproducible Master 18..... 159C

**PROJECT DISCIPLINE** featuring Thanking Jesus

**Take Home** Acting like Jesus

### 19 Jesus Wants Us to Love

Plan and Prepare..... 167A

**Lesson Plan**..... 167

- Jesus wants us to tell others we love them.
  - Jesus wants us to show others we love them.
- John 15:12

Reproducible Master 19..... 167C

**PROJECT DISCIPLINE** featuring Jesus Wants Us to Love

**Take Home** Sharing love as a family

## SEASONAL CHAPTERS

### 20 Lent

Plan and Prepare..... 175A

**Lesson Plan**..... 175

- Jesus asks us to live as he did.
- Matthew 17:5

Reproducible Master 20..... 182A

### 21 The Three Days

Plan and Prepare..... 183A

**Lesson Plan**..... 183

- The Three Days are very special.
- John 3:16

Reproducible Master 21..... 190A

## UNIT 4 Jesus Wants Us to Share God's Love.....191

### 22 We Belong to the Church

Plan and Prepare..... 193A

**Lesson Plan**..... 193

- The Church is the family of God.
- At Baptism we become members of the Church.  
1 John 3:1

Reproducible Master 22 ..... 193C

**PROJECT DISCIPLINE** featuring The Sign of the Cross

**Take Home** Praying the Sign of the Cross

### 23 We Pray As Jesus Did

Plan and Prepare..... 201A

**Lesson Plan**..... 201

- Prayer is one way we can show our love for God.
- Jesus showed us how to pray.  
Jeremiah 29:12

Reproducible Master 23 ..... 201C

**PROJECT DISCIPLINE** featuring Kateri Tekakwitha

**Take Home** Integrating prayer into family life

### 24 We Celebrate Jesus' Gift of Himself

Plan and Prepare..... 209A

**Lesson Plan**..... 209

- Jesus shared a special meal with his friends.
- Jesus shares himself with us, too.  
Luke 22:17

Reproducible Master 24 ..... 209C

**PROJECT DISCIPLINE** featuring Mass

**Take Home** Celebrating at Mass

### 25 We Care About Others as Jesus Did

Plan and Prepare..... 217A

**Lesson Plan**..... 217

- Jesus cared about everyone.
- Jesus wants us to care about others, too.  
John 13:15; Luke 10:29-37

Reproducible Master 25 ..... 217C

**PROJECT DISCIPLINE** featuring Ways of Caring

**Take Home** Caring for others

### 26 We Celebrate That Jesus Is Our Friend

Plan and Prepare..... 225A

**Lesson Plan**..... 225

- Jesus had many friends.
- Jesus shares his friendship with us.  
John 15:15; 21:4-13; Matthew 28:20

Reproducible Master 26 ..... 225C

**PROJECT DISCIPLINE** featuring Jesus With Us Always

**Take Home** Remembering that Jesus is always with your family

## SEASONAL CHAPTER

### 27 Easter

Plan and Prepare..... 233A

**Lesson Plan**..... 233

- We celebrate Jesus' new life.  
Psalm 149:1

Reproducible Master 27 ..... 240A

 **PROJECT DISCIPLINE RESOURCES** ..... 241B

Family Survey..... 241C

Project Disciple Take Home..... 241

The Holy Spirit Came Booklet..... 247

Key Words Reproducible Master..... 249A

My Prayer Booklet..... 249B


Index..... 253



# God Is Our Creator

## UNIT 2

<b>Chapter 8</b>	God Made All People.....	77
<b>Chapter 9</b>	God Made Us.....	85
<b>Chapter 10</b>	God Helps Us to Discover.....	93
<b>Chapter 11</b>	We Learn About God with Our Families.....	101
<b>Chapter 12</b>	We Learn About God with Our Friends.....	109



### Seasonal Chapters

**Chapter 13** Advent

**Chapter 14** Christmas

## Overview

In Chapter 5 the children learned that God made the animals as gifts for us. In this chapter, the children will learn that God made all people good and that God loves all people.

### Doctrinal Content

For Adult Reading and Reflection  
*Catechism of the Catholic Church*

The children will learn:

- God made everyone. . . . . 355
- God loves all people. . . . . 360

## Catechist Background

**W**hat family resemblances do you observe in your family?

When a new baby is born, one of the first questions people ask is, “Whom does the child look like?” In many families we notice physical resemblances. The very observant can also recognize non-physical characteristics that family members have in common, such as tones of voice, phrases, and mannerisms. Such similarities are even found among family members who are not genetically related. So, too, there are common characteristics shared by the family of God.

God our Creator made all people. The Book of Genesis has two stories about the creation of people. In the first account, human beings, male and female, are created on the sixth day. They are created in the image and likeness of God. The emphasis throughout this account is on the goodness of all that God has created. From this account we learn that all people, everywhere and throughout time, are made in the image of God.

In the second account of creation in Genesis, we are told that God created Adam first, and then Eve from Adam’s rib. Eve is called the “mother of all the living” (Genesis 3:20). From this account of creation, we learn that all people are meant to live in unity as God’s family because we all share common ancestors.

God loves the people he has created. All that he asks is that his creatures love him in return. This is not because God needs our love, but simply because he desires it. God’s love is given freely, as is his act of creation. So, too, is our love to be given freely. This is not a simple task, but a challenging one worthy of those who are made in the image of God.

**I**n what ways do you share love freely with the children and others in your life?

# Lesson Planning Guide

## Lesson Steps

## Presentation

## Materials

### 1 WE GATHER

page 77

 Acts of the Apostles 17:25


- Listen to Scripture.
- Discuss the photos in the collage and the question.

For the prayer space: Bible, globe

### 2 WE BELIEVE

page 78


God made everyone.

- Present the text about God making all people.
-  Draw people enjoying God's world.

- crayons or colored pencils
- magazines, scissors, and glue (option)

page 79



God loves all people.

- Read and discuss the text about God loving everyone.
-  Do the activity.

- crayons or colored pencils


### 3 WE RESPOND

page 80

- Identify ways people are sharing God's love.
-  Do the cut and paste activity.
-  Do the activity for Reproducible Master 8.

- scissors, glue
- copies of Reproducible Master 8
- a model of the wreath
- crayons, markers, scissors, glue
- paper plates and string or yarn

pages 81–82

 "The People We See"


- Read and discuss the *We Believe* booklet.

- assembled *We Believe* booklet

pages 83–84

**Let's Celebrate**  
**Project Disciple**

- Prepare for prayer.
- Pray: *Let's Celebrate God's Gift of People*.
- Complete the **Project Disciple** activity.
- Explain the *Take Home* activity.
- Discuss/send home **Sharing Faith with My Family** reproducible master for this chapter.

- rhythm band instruments
-  Grade K CD
- crayons or colored pencils
- copies of **Sharing Faith with My Family** reproducible master for Chapter 8 (back of book)

For additional ideas, activities, and opportunities: Visit Sadlier's

[www.WEBELIEVEweb.com](http://www.WEBELIEVEweb.com)



\_\_\_\_\_  
-----  
Name \_\_\_\_\_

Make a wreath.

Color the pictures of the children and the bow.







# Enrichment Ideas

## PROJECT DISCIPLE

### Additional Activity



**Materials needed:** picture books about people from various cultures and countries

Collect picture books about other countries and cultures. Select a few titles to read aloud to the children. Display all the books as a way to introduce and expose the children to people of many cultures from around the world. Remind the children that God made all people of the world.

## Family Connection Update

Invite the children to share what they learned about animals from their family visits to libraries or bookstores.



### VIDEO

#### Option for Class or Home

Let ventriloquist Randy J. Malick and his puppet friends introduce this chapter's theme and content with a streaming video. Extend the video presentation with Video Reproducible Master 8 (back of book).

## FAITH and MEDIA

- ▶ This week the children will learn that God made all people and that he loves all people. Remind the children that we could use media such as books, videos, and the Internet to learn more about the many different people God has made. To supplement the pictures in the *We Believe* text, bookmark a few appropriate Web sites to visit with the children. If time permits, you can watch short videos of children living in other countries around the world.

## Meeting Individual Needs

### English Language Learners

Help these children feel welcome in your class by including their countries in your lesson plans. Ask the children to locate their homelands on the globe or on a world map. Also invite people from the children's families or ethnic communities to visit the class. Pray for all the people in the particular countries you have talked about.

### We Believe Resources

- Grade K *Review & Resource Book*, pages 15–16
- Grade K *Family Book*, pages 24–26
- Grade K CD-ROM *Resource for Catechists*
- [www.webelieveweb.com](http://www.webelieveweb.com)

# God Made All People

8

## Catechist Goal

- To emphasize that God made all people and loves all people

## Our Faith Response

- To identify ways through which we can enjoy God's world

## Lesson Materials

- crayons or markers
- scissors, glue
- globe
- copies of Reproducible Master 8
- Grade K CD

## The Prayer Space


As you place the following objects in the prayer space, explain their significance to the children.

- The Bible reminds us of God's love for all.*
- A globe reminds us that there are many people who live in the world.*

### WE GATHER

 Acts of the Apostles 17:25

God "gives to everyone life and breath and everything."



What would you like to ask the people in these pictures?

77

## Lesson Plan

### WE GATHER

\_\_\_ minutes

**✦ Pray** Invite the children to think about all the different people in the world. Then read the Scripture verse.

**Focus on Life** Have the children study the pictures on page 77. Read aloud the *We Gather* question and invite the children to offer their responses. Tell the children that they will learn that God made all people and has given them many gifts.

### WE BELIEVE

\_\_\_ minutes

**Hold** up the globe and explain that people live in countries all over the world. Then read the *We Believe* statement and paragraph that follows.

**Point** to the picture of the park. Ask the children to name one of God's greatest creations that is not in the picture (**people**).


**✦ Read** the activity directions aloud. Tell the children that they can draw on the page or cut out pictures from magazines and paste them in the appropriate places. When all of the children have completed their work, invite them to share their pictures with one another. Talk about the ways in which the people are enjoying God's world.

## WE BELIEVE

## God made everyone.

God made all people good.  
God gave people many gifts.  
He gave people the world and  
all the good things in it.

✂ Add people to this picture.  
Show them enjoying God's world.



78

## ACTIVITY BANK

## Curriculum Connection

## Language Arts

**Activity Materials:** stories about differences

Invite volunteers to take turns telling stories they have heard in which a character has a different trait. Some examples would be “The Ugly Duckling;” “Dumbo, the Elephant;” “Rudolph, the Red-Nosed Reindeer;” or “Stuart Little.” After each volunteer tells the story, discuss how each character used the gifts that he or she had been given. When all the stories have been told, ask the children what they learned from them.

## Quick Check

- ✓ Who made everyone in the world? (God made everyone in the world.)
- ✓ What did God give people? (God gave people the world and all the good things in it.)

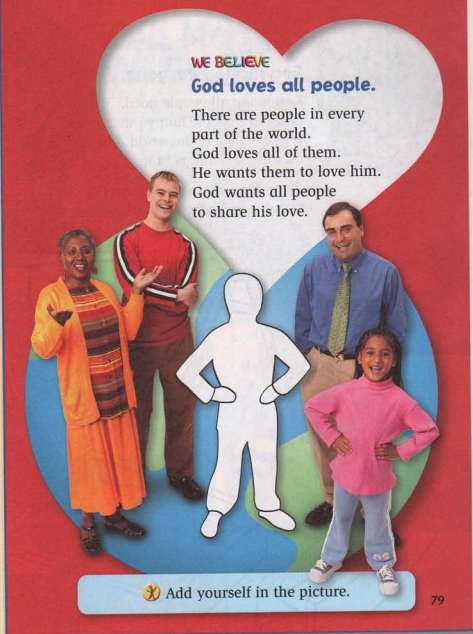
**Remind** the children that God made all people good and gave them special gifts. Ask: *What are some of the gifts that God gives people?* (Possible responses include the gifts of creation talked about in Unit 1.) Encourage the children to take turns naming gifts they have received from God.



### Teaching Tip

#### Idea for a Bulletin Board

Use photos from magazines to make a bulletin board entitled “God Loves All the People.” Refer to the photos on the bulletin board when talking about the ways people are different and how God loves each and every one.



✎ Add yourself in the picture.

79

## Lesson Plan

### WE BELIEVE (continued)

**Read** aloud the *We Believe* statement and paragraph.  
**Ask:** *What are the people in the picture doing? (smiling)*  
*Why do you think they are smiling? (Possible response is they know that God loves them.)*

✎ **Ask** the children to describe the ways the people on the page differ from one another. Remind the children that God loves them all. Read the activity directions aloud. Invite the children to add themselves to the picture. Tell them they belong in the picture because God loves them, too.

### WE RESPOND

\_\_\_ minutes

**Connect to Life** Read the activity directions aloud. Invite the children to work in pairs to talk about what the people in each picture are doing to share God’s love. Then ask them to decide where to paste the hearts. Have the children cut out the hearts and paste them near the pictures they have chosen. When all the students have completed the activity, invite the pairs to explain where they pasted their hearts and why.

Read the activity directions aloud. Invite the children to work in pairs to talk about what the people in each picture are doing to share God’s love. Then ask them to decide where to paste the hearts. Have the children cut out the hearts and paste them near the pictures they have chosen. When all the students have completed the activity, invite the pairs to explain where they pasted their hearts and why.

## ACTIVITY BANK

## Multiple Intelligences


*Bodily-Kinesthetic*

Discuss with the children ways in which they can share God's love. For example, they can help a child who has fallen down to get up. Invite a pair of volunteers to pantomime sharing God's love. Ask the other children to guess what the pair is acting out. Let other pairs have a turn.



## WE RESPOND

Cut out the hearts at the side of the page. Look at each picture. Talk about the way people are sharing God's love. If this is a way you can share love, put a heart near the picture.



## Materials for Wreath

- copies of Reproducible Master 8
- paper plates (1 per child)
- scissors and glue
- hole punch
- lengths of string or yarn to make a hanger for the wreath

80



## We Believe Booklet

**Tell** the children that they are going to read a booklet called "The People We See." Say: *This booklet will help you remember the many different kinds of people God made. Help the children to fold their booklets.*

**Read** each page of the booklet. After you read the question *Who made these people?* on page 1, 2, and 3, pause to allow the children to answer God.

## Extend with the Reproducible Master

Explain that the children will make a wreath that will remind them that God loves everyone. Distribute copies of Reproducible Master 8, as well as the supplies the children will need. Show the children the wreath that you completed. Invite the children to color the picture of the people, cut it out, and then glue it on a paper plate to make a wreath. Help each child punch a hole at the top of the plate and loop string or yarn through the hole to make a hanger. As the children complete their wreaths, encourage them to share them with one another.

**The People We See**

Here are people wearing different kinds of clothes.

God made all people.

Who made these people?

**4** **1**

**PUPIL PAGE 81**

Here are people eating different kinds of foods.

Here are people doing different kinds of things.

Who made these people?

Who made these people?


**2** **3**

**PUPIL PAGE 82**



## Let's Celebrate

God's Gift of People



### ✦ We Pray

#### ① God Made People

("Here We Go 'Round the Mulberry Bush")

God made people out of love,  
out of love, out of love.  
God made people out of love.  
Let's join our hands and thank him.

God wants us to share his love,  
share his love, share his love.  
God wants us to share his love.  
Let's all shake hands and thank him.

83

## Let's Celebrate

Give a few children rhythm instruments. Tell the children without instruments that they can clap their hands. Gather the children in the prayer space to sing "God Made People," #6 on the Grade K CD. Have the children play the instruments or clap. Then sing the song again while the children hold hands in a circle.



### This Week's Liturgy

Visit [www.webelieveweb.com](http://www.webelieveweb.com) for this week's liturgical readings and other seasonal material.



## PROJECT DISCIPLE

Remind the children that we can talk to God in prayer. Read the instructions. Help the children read each line. Encourage them to complete an appropriate drawing in each box to complete the sentence. When they have finished the activity, allow additional time for the children to read or review their prayers.

### Take Home

Remind the children that God's people live all over the world. Explain to the children that in many families, people may come from or live in other countries. Share your own heritage or a family story if desired. Encourage the children to learn about their family members who came from or live in other countries and their interesting cultures and customs.

Discuss and send home copies of *Sharing Faith with My Family* (back of book).

For a correlation of this chapter's *Project Disciple* activity to the Six Tasks of Catechesis, go to [www.webelieveweb.com](http://www.webelieveweb.com), Catechist/Teacher, We Believe Correlations.

## PROJECT DISCIPLE



Finish the prayer with pictures.

God, you made

Possible drawings: the world; people; plants; animals

Thank you for loving

Possible drawings: child's self portrait; child's friends and family; people

I want to share your love with

Possible drawings: child's friends and family; people

Amen.

[www.webelieveweb.com](http://www.webelieveweb.com)

### Take Home

Share family stories, interview relatives, and spark curiosity about your family's heritage.