

Contents

Welcome to Be My Disciples 6

UNIT 1

We Believe, Part One 9

CHAPTER 1 God's Word to Us 11

FAITH CONCEPTS: Sacred Scripture, the Old Testament, the New Testament, truthfulness

SCRIPTURE: Genesis 1:1-5; Exodus 3:14, 19:8; Matthew 5:14-16; Mark 1:16-18; Luke 1:1-4; 15:8-10

FAITH-FILLED PEOPLE: The Israelites
PRAYER: Lights in the World (gesture)

CHAPTER 2 I Will Be Your God 23

FAITH CONCEPTS: the Creeds, Divine Revelation, Jesus is true God and true man, *faith*

SCRIPTURE: Exodus 6:6-7; John 20:24-29

FAITH-FILLED PEOPLE: Saint Thomas the Apostle

PRAYER: We Profess Our Faith (Rite of Baptism)

CHAPTER 3 The Mystery of God 35

FAITH CONCEPTS: The Holy Trinity, Creator, Jesus reveals the Father Almighty, *trust*

SCRIPTURE: Genesis 1:27; 2 Samuel 7:28; 1 Kings 19:9-13; Psalm 8:2, 5-7, 10; 13:6; 95:1-5; 146:2, 6; 147:5; 148:1, 3, 11, 13; Isaiah 43:1; Matthew 6:26, 28, 30; 20:1-16

FAITH-FILLED PEOPLE: Julian of Norwich
PRAYER: Psalm 8

CHAPTER 4 God's Promise 47

FAITH CONCEPTS: Original Sin, Messiah, Wonder-Counselor, God-Hero, Prince of Peace, *hope*

SCRIPTURE: Isaiah 9:1-5; Mark 1:7-8

FAITH-FILLED PEOPLE: Isaiah the Prophet
PRAYER: Praise the Lord

UNIT 1 CATHOLIC SOCIAL TEACHING 59

UNIT 1 REVIEW 61

UNIT 2

We Believe, Part Two 63

CHAPTER 5 The Son of God 65

FAITH CONCEPTS: Son of God, Incarnation, Jesus' public ministry, *love*

SCRIPTURE: Matthew 1:21; 9:27-31; 11:2-5; Luke 1:35, 4:18-19; John 10:14-15; Ephesians 5:1, 8-10

FAITH-FILLED PEOPLE: Patron Saints
PRAYER: Nicene Creed

CHAPTER 6 The Death and Resurrection of Jesus 77

FAITH CONCEPTS: the Last Supper, the Passover, Jesus' trial and Crucifixion, Death, Resurrection, Ascension, *courage*

SCRIPTURE: Matthew 21:9; 26:38-42; 28:2-7, 19-20; Mark 10:33-34; Luke 23:21, 34, 46

FAITH-FILLED PEOPLE: Women Disciples of Jesus

PRAYER: Adoration of the Cross

CHAPTER 7 Receive the Holy Spirit 89

FAITH CONCEPTS: the Holy Spirit, Pentecost, Advocate, work of the Holy Spirit, *wisdom*

SCRIPTURE: John 14:26-27; 20:22; Acts 2:2-4; 2:38

FAITH-FILLED PEOPLE: Saint Peter the Apostle
PRAYER: Come, Holy Spirit

CHAPTER 8 The People of God 101

FAITH CONCEPTS: Body of Christ, People of God, Kingdom of God, *understanding*

SCRIPTURE: Psalm 100:3; Matthew 13:44; 1 Peter 2:9

FAITH-FILLED PEOPLE: The Apostles
PRAYER: Thy Kingdom Come!

UNIT 2 CATHOLIC SOCIAL TEACHING 113

UNIT 2 REVIEW 115

UNIT 3

We Worship, Part One117

CHAPTER 9 People of Prayer119

FAITH CONCEPTS: pray, the liturgy, the creeds of the Church, wonder and awe

SCRIPTURE: Psalm 54:4; Acts 1:14; 3:1; 1 Thessalonians 5:14-19

FAITH-FILLED PEOPLE: The Benedictines
PRAYER: The Hail Mary

CHAPTER 10 Celebrating God's

Love131

FAITH CONCEPTS: the liturgical year, Paschal Mystery, Easter Triduum, piety

SCRIPTURE: Matthew 28:1-2, 5-8; Mark 1:3; Acts 1:42, 46-47

FAITH-FILLED PEOPLE: Saint John the Apostle
PRAYER: Holy, Holy, Holy Lord

CHAPTER 11 Sharing in Christ's

Life and Work143

FAITH CONCEPTS: the Sacraments of Christian Initiation, Baptism, Confirmation, Eucharist, knowledge

SCRIPTURE: John 4:14, 6:35; 1 Corinthians 12:27; 2 Corinthians 1:21-22

FAITH-FILLED PEOPLE: Saint Kateri Tekakwitha
PRAYER: Anointing prayer

CHAPTER 12 Responding to

God's Call155

FAITH CONCEPTS: Calling of Samuel, baptismal calling, vocation, joy

SCRIPTURE: 1 Samuel 3:2-10; Matthew 5:14-15; 28:19; Mark 10:21; John 13:35; Acts 1:8; 2:32-36

FAITH-FILLED PEOPLE: Saint John Bosco
PRAYER: Meditation prayer

UNIT 3 CATHOLIC SOCIAL TEACHING167

UNIT 3 REVIEW169

UNIT 4

We Worship, Part Two171

CHAPTER 13 Jesus Feeds Us173

FAITH CONCEPTS: Divine Providence, manna, Bread of Life, Eucharist, kindness

SCRIPTURE: Exodus 16:4, 13-15; Luke 9:11-13, 16-17; 22:19; John 6:56, 58

FAITH-FILLED PEOPLE: Venerable Solanus Casey
PRAYER: Litany

CHAPTER 14 Jesus Forgives185

FAITH CONCEPTS: the Sacraments of Healing, sin, the Sacrament of Penance and Reconciliation, forgiveness

SCRIPTURE: Matthew 9:2-8; 18:21-22

FAITH-FILLED PEOPLE: Óscar Romero

PRAYER: Act of Contrition

CHAPTER 15 Jesus Heals the Sick ...197

FAITH CONCEPTS: The Sacrament of the Anointing of the Sick, suffering, Oil of the Sick, compassion

SCRIPTURE: Psalm 5:2; Matthew 28:20; Luke 4:38-39; 8:40-55; James 5:14-15

FAITH-FILLED PEOPLE: Saint John of God
PRAYER: Prayer of Intercession

CHAPTER 16 Signs of God's Love ...209

FAITH CONCEPTS: The Sacraments at the Service of Communion, Holy Orders, Matrimony, holiness

SCRIPTURE: Matthew 9:4, 6; Mark 3:13-15; John 15:1, 4, 5, 6, 8, 12

FAITH-FILLED PEOPLE: The Pope
PRAYER: Prayer for Vocations

UNIT 4 CATHOLIC SOCIAL TEACHING221

UNIT 4 REVIEW223

UNIT 5

We Live, Part One225

CHAPTER 17 Created in God's Image227

FAITH CONCEPTS: body and soul, gifts of intellect and free will, holiness, prudence

SCRIPTURE: Genesis 1:27; Psalm 119:73; Mark 12:30-31

FAITH-FILLED PEOPLE: Saint Paul the Apostle
PRAYER: Prayer of Saint Augustine

CHAPTER 18 The Beatitudes239

FAITH CONCEPTS: blessedness, the Beatitudes, generosity

SCRIPTURE: Proverbs 14:21; 16:20; Matthew 5:3-10, 19:20-21; Mark 4:18-20	
FAITH-FILLED PEOPLE: Saint Louise de Marillac	
PRAYER: Praying the Beatitudes	
CHAPTER 19 Living a Holy Life	251
FAITH CONCEPTS: conscience, mortal sin, venial sin, sanctifying grace, Communion of Saints, <i>justice</i>	
SCRIPTURE: Psalm 119:97-99, 105; Ephesians 6:10-17	
FAITH-FILLED PEOPLE: Saint Thomas More	
PRAYER: Examination of Conscience	
CHAPTER 20 Living God's Covenant	263
FAITH CONCEPTS: Covenant, the Hebrews, the Ten Commandments, <i>fortitude</i>	
SCRIPTURE: Exodus 15:1-2, 6, 11-13, 21; 19:8-20, 20:1; Deuteronomy 6:5-6; Psalm 119:1-3; Matthew 5:19	
FAITH-FILLED PEOPLE: Saint Charles Lwanga	
PRAYER: A Prayer of Meditation	
UNIT 5 CATHOLIC SOCIAL TEACHING	275
UNIT 5 REVIEW	277
UNIT 6	
We Live, Part Two	279
CHAPTER 21 Love God with All Your Heart	281
FAITH CONCEPTS: First, Second, and Third Commandments, <i>diligence</i>	
SCRIPTURE: Exodus 20:2-3, 7-8; Deuteronomy 6:4; 2 Samuel 6:11-15, 21; Matthew 22:34-38; John 15:9-10	
FAITH-FILLED PEOPLE: The Old Testament Prophets	
PRAYER: The Divine Praises	
CHAPTER 22 Love Your Neighbor as Yourself	293
FAITH CONCEPTS: Fourth, Fifth, Sixth, and Ninth Commandments, <i>respect</i>	
SCRIPTURE: Exodus 20:12, 13, 14, 17; Matthew 22:39-40; Mark 14:36; Luke 2:51; John 19:27	
FAITH-FILLED PEOPLE: Sister Helen Prejean	
PRAYER: Prayer for All People	
CHAPTER 23 Love One Another	305
FAITH CONCEPTS: Seventh, Eighth, and Tenth Commandments, <i>mercy</i>	
SCRIPTURE: Exodus 20:15-17; Psalm 145:3, 4, 13, 17; Luke 12: 16-21, 32-34; 19:5-8, 22: 54-60; John 15:12	
FAITH-FILLED PEOPLE: Saint Stephen the Deacon	
PRAYER: Signs of Mercy	
CHAPTER 24 The Prayer of Disciples	317
FAITH CONCEPTS: rabbi, Jesus teaches us to pray, the Lord's Prayer, <i>charity</i>	
SCRIPTURE: Luke 11:1-4; John 1:38-41	
FAITH-FILLED PEOPLE: Martha and Mary	
PRAYER: The Our Father	
UNIT 6 CATHOLIC SOCIAL TEACHING	329
UNIT 6 REVIEW	331
We Celebrate the Church Year	333
Exaltation of the Holy Cross	335
All Saints	337
Advent	339
Immaculate Conception	341
Our Lady of Guadalupe	343
Christmas	345
Mary, the Holy Mother of God	347
Epiphany of the Lord	349
Ash Wednesday	351
Lent	353
Palm Sunday	355
Triduum/Holy Thursday	357
Triduum/Good Friday	359
Triduum/Easter	361
Ascension of the Lord	363
Pentecost Sunday	365
Catholic Prayers and Practices	367
We Celebrate the Mass	375
Key Teachings of the Catholic Church	383
Glossary	391
Index	396
Credits	398

Part Two

Objectives

In this unit, the students will learn that:

- ▶ The Incarnation is the mystery of Jesus, the Son of God, becoming truly human while not giving up being God
- ▶ Jesus suffered and died on the Cross for us
- ▶ The Holy Spirit came to the disciples on Pentecost
- ▶ The Church is the Body of Christ, the People of God, and the Communion of Saints

Spiritual Insights

"When we speak of the Paschal Mystery, we refer to Christ's death and Resurrection as one inseparable event. It is a mystery because it is a visible sign of an invisible act of God. It is paschal because it is Christ's passing through death into new life. For us it means that we can now die to sin and its domination of our lives, and we pass over into divine life already here on earth and more completely in heaven" (*United States Catholic Catechism for Adults*, page 93).

"Remain in me, as I remain in you. . . . I am the vine, you are the branches." (John 15:4-5).

Living the Six Tasks of Catechesis

Liturgical Education:

Saint Elizabeth Ann Seton (1774-1821)



Elizabeth was raised in a wealthy Episcopal family in New York. The family read the Scriptures and prayed together often. Her parents also encouraged Elizabeth to participate in charitable activities.

Elizabeth fell in love with and married Will Seton when she was

nineteen. They had five children together. Then Will contracted tuberculosis. He was unable to work and his

successful business failed. Family friends in Italy invited the Seton family to stay with them while William recovered. They also wanted to help Elizabeth with the responsibility of caring for her children.

Elizabeth was deeply moved by her friends' Catholic faith. She began to visit Catholic churches to pray before the Blessed Sacrament. She had no doubt that Jesus was truly present in the consecrated bread and wine at Mass. Elizabeth also felt drawn to our Blessed Mother, especially after Will died. She knew that Mary had suffered the loss of her beloved son, Jesus. As she knelt before the tabernacle, praying to Jesus and his mother, Elizabeth felt the Lord calling her to join the Catholic Church.

A year later, back in America, she professed her faith as a Catholic although many friends and family turned their backs on her. She decided that the best way she could support herself and her children was to open a Catholic boarding school for girls. In this way, she could provide both faith and education for the girls.

In time, Elizabeth formed a religious order for women called the American Sisters of Charity. With Elizabeth's leadership, the nuns opened orphanages and schools for the poor. Mother Seton, as she became known, was one of the first to reach out to developmentally challenged children. Her nuns also worked in hospitals and homes for the elderly.

We honor Elizabeth Ann Seton as the first American-born saint. As catechists, we respond to the gift of Jesus' Body and Blood in the Eucharist through our service to others, as Saint Elizabeth did.


Sharing Your Faith

Find a partner to work with: a spouse, a friend, a fellow catechist. Come together at the beginning or end of each unit for shared prayer and discussion. Use the questions below as a starting point. As an alternative, record your thoughts in a personal journal.

- ▶ Why are the Cross and the Resurrection inseparable for us as Jesus' disciples?
- ▶ Describe an experience of the Holy Spirit inspiring or encouraging you.
- ▶ How do you build up the Body of Christ, the Church?

We Believe UNIT 2

Part Two



Who Is the Greatest?

During the Last Supper, while they were at the table with Jesus, the disciples started talking about who was the greatest among them. Jesus asked them a question: "Who is greater: the one who sits at the table and is served, or the one who serves? Most people think it is the one seated at the table. Yet I am among you as the one who serves."

"The kings of this world lord it over others and their authority is honored. That is not for you. The kingdom I want to give you is the one my Father gave me. You will eat and drink at my table in my kingdom. There you will have true greatness."

Based on Luke 22:24-30

63

Unit 2 Opener

The unit opener pages are designed to assess the children's prior knowledge about the key faith concepts in the unit. Allow up to fifteen minutes.

Opening Page

- ▶ Invite the young people to tell you what they see in the illustration. *(There are people seated at a banquet table and others serving them.)*
- ▶ Ask a volunteer to read the Scripture story aloud. Then ask: What do you think makes a person great? Why could a servant be considered greater than the master of the house? *(Accept all reasonable responses.)*

Getting Ready

- ▶ Invite the young people to write their responses to the questions and directions under What I Know and Questions I Have.
- ▶ Invite a few volunteers to share their responses, but do not correct them at this time. Tell the students that they will return to this page to check their learning at the end of the unit.
- ▶ For Questions I Have, you might write their questions on the board on a piece of newsprint so that you can refer to them if or when the topics come up in the unit.
- ▶ Ask the class to look at the next page and begin Chapter 5.

What I Know

What is something you already know about these faith terms?

Love

Last Supper


Pentecost

Faith Terms

Put an X next to the faith terms you know. Put a ? next to faith terms you need to learn more about.

- ☐ miracle
- ☐ public ministry of Jesus
- ☐ incarnation
- ☐ Priest, Prophet, King
- ☐ Body of Christ
- ☐ Advocate
- ☐ Resurrection

64



Questions I Have

The Bible

What do you know about the work the Father sent Jesus to do?

The Church

What do you know about how the people of the Church are signs of God's love?

What questions would you like to ask about being a disciple, or follower of Jesus?

BACKGROUND

Image of the
Invisible God

Human in all things but sin, Jesus Christ is true God and true man. This is what the doctrine of the Incarnation means—the Son of God became truly and fully human without abandoning his divinity. Fully divine and fully human, Jesus is one Person with a divine nature and a human nature. The Son of God, Jesus, entered this world in order to save us. He accomplished that Salvation as one like us in all things but sin.

The Unseen Seen

Jesus is the fullness of God's Revelation to us. All that we need in order to come to know and trust in the mystery of God's love, the message of Salvation, and the mission of the Church has been given to us in Jesus Christ. What is invisible is made visible in Christ. What is spiritual is made flesh. What is utterly beyond us and almost incomprehensible is made appreciable and incarnated.

Begotten Not Made,
Consubstantial . . .

Those who knew the Incarnate Son of God, Jesus, during his earthly life and ministry first encountered his humanity. Gradually he was revealed to be "God's Son." This Revelation culminated in Jesus' Death, Resurrection, Ascension, and in the outpouring of the Holy Spirit. Only little by little did Jesus' first followers come to a full sense that he was truly Lord—a title in Scripture reserved for God alone.

A Mystery of Faith

The Incarnation is a great mystery of our faith. Those who come to faith in Jesus are led from mystery to mystery and slowly

express the mystery of faith that lies within their hearts. The story of the Church's understanding and expression of that mystery is similar, in some ways, to the growth of each individual in their ability to express that faith.

From apostolic times, the Church believed Jesus Christ to be true God and true man, and struggled for several centuries to find appropriate language to correctly formulate that faith. This struggle entailed the battling of heresies and deviations from true faith. During that struggle, the Holy Spirit led the Church to the development of her creeds, which we profess today.

I believe in one Lord Jesus Christ,
the Only Begotten Son of God,
born of the Father before all ages.
God from God, Light from Light,
true God from true God,
begotten, not made, consubstantial with the Father;
through him all things were made.
For us men and for our salvation
he came down from heaven, . . .

Roman Missal

For Reflection

What is the significance of the mystery of the Incarnation for my life?

What and who have helped me grow in my relationship with Jesus Christ, the Incarnate Son of God?



Teacher to Teacher

The Simple Faith of Children

The Incarnation is a difficult concept, but young children believe in this mystery of faith with a simple faith that does not demand great explanation. The Son of God took on flesh and lived among us. Jesus is true God and true man. He lived among us as a child, a teen, and an adult. He was like us in all things but sin.

Retelling Jesus Stories

Invite the students to retell their favorite Gospel stories about Jesus in their own words. Retelling Gospel stories this way helps the students learn that the feelings of Jesus and many of the events of his life are in some way similar to their own. This will help them come to know Jesus better and grow in friendship with him. You might also use examples from art to help the students come to know Jesus. Artists express their faith in Jesus in a way that evokes faith that words alone cannot always do. Each artist's faith can be seen or touched or felt. As artists paint, their faith "takes on flesh." It becomes something that the students can see and touch and begin to understand.

The Church Teaches. . .

"The incarnation of the only Son of God is the original inculturation of God's word. The mystery of the Incarnation is also the model of all evangelization by the Church" (*National Directory for Catechesis* 21A).

It is important that catechists introduce their students to the Person of Jesus so that they may develop a personal relationship with him and grow in intimacy with him.

Further Reading and Reflection

For more on the teachings of the Catholic Church on the mystery of the Incarnation and the public ministry of Jesus, see *Catechism of the Catholic Church*, 422–507 and 512–560; and the *United States Catholic Catechism for Adults*, pages 79–87.

Teacher Prayer

Spirit of God,
who filled the
prophets with zeal,
fill my students and
me with the zeal to
proclaim God's Word too.
Amen.

Lesson Planner

Chapter 5 The Son of God

Goal To discover why Jesus is true God and true man

LESSON PART	PROCESS	MATERIALS and RESOURCES
DAY 1 EXPLORE Focus To explore Jesus' love and care for us Pages 65-67	<p>► Proclaim and discuss John 10:14-15 (the Good Shepherd).</p> <p>► Learn and discuss the story of Saint Anthony of Padua.</p> <p>Disciple Power: Love</p> <p>Activity: Find descriptions of Saints in the story of Saint Anthony.</p>	Bible Pencils or pens
DAY 2 DISCOVER Focus To discover ways that Jesus Christ, the Son of God, reveals God's love Pages 68-69	<p>► Discover that Jesus is true God and true man.</p> <p>Faith Vocabulary: Incarnation, public ministry of Jesus</p> <p>Faith-Filled People: Patron Saints</p> <p>Scripture Story: The Annunciation (Luke 1:35; Matthew 1:21); Jesus begins his ministry (Luke 4:18-19).</p> <p>Activity: Make a character map about someone who continues the work of Jesus.</p>	Index cards Pencils Enriching the Lesson: Teacher Guide, page 131 Creating Games to Review Faith Vocabulary
DAY 3 DISCOVER Focus To discover the purpose and meaning of Jesus' miracles Pages 70-71	<p>► Learn about the beginning of Jesus' public ministry.</p> <p>Catholics Believe: Signs of God's Love</p> <p>Scripture Story: The two blind men (Matthew 9:27-31)</p> <p>Activity: Use a Faith Planner to choose how to be a sign of God's love.</p>	Pencils Enriching the Lesson: Teacher Guide, page 131 • Drawing Activity on Following Jesus • Creating a Refrain about God's Love
DAY 4 DECIDE Focus To choose a response to the lesson on Jesus Christ Pages 72-73	<p>Scripture: Are you the Messiah? (Matthew 11:2-5).</p> <p>Activity: Decide how to be an imitator of Christ.</p> <p>My Faith Choice: Choose ways to be a sign of God's love in the world.</p>	Additional Activities Booklet: Activities 5a and 5b or see BeMyDisciples.com
DAY 5 CONCLUDE Focus To recall that we profess our faith in Jesus Christ when we profess the creeds of the Church Pages 74-76	<p>► REVIEW Review concepts: Recall, Reflect, and Share.</p> <p>► PRAY We Believe</p> <p>► Preview the With My Family page and the theme of the next chapter.</p>	Bible, candle, cross for prayer space, small bowl of holy water, pencils Grade 4 Music CD Assessment Tools Booklet: Assessments 5a and 5b

Assign online Chapter Review and Interactive Chapter Test at

[BeMyDisciples.com](#)

Looking Ahead

In this chapter, the Holy Spirit invites you to ▶



EXPLORE how Saint Anthony of Padua is a role model.



DISCOVER that God's promise to love us is fulfilled in Jesus.



DECIDE ways to be a sign of God's love.

CHAPTER

5

The Son of God

- ▶ How do your parents and your teachers help you and guide you? How do they show you that they love and care for you?

Once, Jesus was teaching his disciples. He wanted them to know that he would always love them and care for them. Jesus told them,

I am the good shepherd, and I know mine and mine know me, just as the Father knows me and I know the Father; and I will lay down my life for the sheep.

John 10:14-15

- ▶ Why did Jesus call himself the Good Shepherd? What did he want his disciples to know about him?

65

CATHOLIC DOCTRINE

The Good Shepherd. The image of the good shepherd provides insights into the call to minister to others. The shepherd's sheep follow him because they know his voice. Jesus is our Good Shepherd. We hear our Shepherd's call through the Scriptures, prayer and our consciences. One way we show that we hear and respond to the Shepherd is by being shepherds ourselves—by serving others through ministry.

and Saint Martin de Porras often began with more. Saint Thérèse called on animals of roses and Saint Elizabeth of Hungary has an crown full of roses. Help the students discover if their patron Saint or the Saint of your church is associated with a particular herb or symbol or animal. Then invite the students to create a drawing or painting of their patron Saint with an identifying symbol.

Pray

- ▶ Gather the class and ask them to quiet themselves for prayer. Begin with the Sign of the Cross.

- ▶ Ask the students to repeat this traditional prayer after you:

*Jesus, meek and humble of heart,
Make my heart like unto thine.
Amen.*

- ▶ Conclude with the Sign of the Cross.

Reflect

- ▶ Discuss the opening questions. You may wish to share how someone in your life has been a guide or mentor. Tell how that person has loved and cared for you.
- ▶ Invite the students to look at the picture on the page and share how they think the man is helping or guiding the boy.
- ▶ Tell the students that they are going to listen to a passage from the Bible about Jesus.
- ▶ Proclaim the Scripture passage from John 10:14-15.

Focus

- ▶ Invite the students to respond to the questions on the page.
- ▶ Tell them that on the next page they will learn about a Saint who cared for others as Jesus did.

Introduce

- Write the phrase *role model* on the board. Ask the students to share with a partner what a role model is.
- Paraphrase the first paragraph for the class. Ask the students to read the rest of the story of Saint Anthony of Padua silently.

Reinforce

- Ask the students to work with a partner to highlight or underline three things that they learned about Saints by reading the story of Saint Anthony. Ask volunteers to share their responses.
- Write the word *love* on the board and have the students quickly create a word web with you.
- Point out the Disciple Power feature.

Introduce

Invite three volunteers to read Great Love for Jesus.

Reinforce

- Ask the students to underline or highlight any new information they learn about Saints.
- Have the students complete the activity.

To recall that we profess our faith in Jesus Christ when we profess the Credo of the Church

Pages 74-76



Disciple Power

Love

Love is the greatest of all the virtues. Jesus commanded his disciples, "Love one another as I love you" (John 15:12). Jesus loves us so much that he died on the Cross for us. Read what Saint Paul tells us about love in 1 Corinthians 13:4-7.



Saint Anthony of Padua

THE CHURCH FOLLOWS JESUS

Saint Anthony of Padua

Some members of the Church are good role models for us. They show us how to live as disciples of Jesus. They are kind, helpful, and loving as Jesus, the Good Shepherd, was. The Church names these people *Saints*. Saint Anthony of Padua is one of the Saints of the Church.

Anthony was born in Portugal in 1195. He wanted to be a missionary, a person who travels to tell others about Jesus. Anthony loved Jesus and wanted to go out and tell others about him.

He heard about four Franciscan missionaries who were martyrs. Christian martyrs are people who give up their lives for Jesus. Anthony loved Jesus so much. He, too, was willing to give up his life for Jesus.

Anthony went to Italy to join the Franciscans. Franciscans join together to follow Jesus as Saint Francis of Assisi did. They give up all their possessions. They pray together. They sometimes travel to faraway places to tell others about Jesus.

- Which Saint are you, your parish, or school named after? How is this person a role model for you?



DISCIPLE POWER

Love. Love of God and love of neighbor summarize the Ten Commandments. God's relationship with us is a story of love. God continually offers love through the wonders of creation. God reveals his love to us in the person of Jesus. Jesus is both the messenger and the message of love. Jesus is God's promise of his abiding love. Jesus' ultimate act of love was freely accepting his Death on the Cross. Discuss with the students how they are aware of God's love in their lives.

How the Word, My Family page and the Theme of each chapter

Grade 4 Music CD

Assessment Tools Book and Assessment Booklet and CD

Great Love for Jesus

Anthony became known for his preaching. When Anthony taught about God's love, people turned away from sin. Soon, crowds of people came to the city of Padua to hear him preach. His Franciscan brothers built a platform in a tree for him. Anthony would stand on this platform so everyone could see and hear him.

Saint Anthony had a great love for the child Jesus. Statues and pictures of Saint Anthony usually show him holding the child Jesus in his arms.

Saints, like Anthony of Padua, set a good example of holiness for us. They imitate Christ by faithfully following his teachings. We remember and celebrate the life of Saint Anthony of Padua each year on his feast day, June 13.

- What is one way you can set a good example as a disciple of Jesus?

Saint Anthony of Padua,
c. 19th Century

Activity Below are five descriptions of Saints. Find and circle them in the story about Saint Anthony of Padua.

- give up their lives for Jesus
page 66: third paragraph
- travels to tell others about Jesus
page 66: last paragraph
- set a good example of holiness for us
page 67: last paragraph
- follow Jesus as Saint Francis of Assisi did
page 66: last paragraph
- imitate Christ by faithfully following his teachings
page 66: last paragraph



67

TEACHING TIP

Recognizing Saints. The Saints of the Church have been represented in art for centuries. Many of them can be identified by traditional symbols. Statues and pictures of Saint Anthony, for example, usually show him holding a child in his arms because he had a great love for the child Jesus. He also wears a brown Franciscan habit. Saint Joseph is depicted with carpenter's tools. Saint Cecilia plays an organ, Saint Agnes carries a lamb, Saint Francis has a bird or a wolf, Saint Peter has keys, Saint Paul a sword, and Saint Martin de Porres is often shown with mice. Saint Thérèse carries an armful of roses and Saint Elizabeth of Hungary has an apron full of roses. Help the students discover if their patron Saints or the Saint of your church is associated with a particular item or symbol in art. Then invite the students to create a drawing or painting of themselves as a Saint with an identifying symbol.

Connect

Invite the students to turn to page 69. Read aloud the definition of patron Saints in Faith-Filled People. Introduce the questions on page 66, and allow the students time to share with a partner something that they have learned about their own patron Saint, the patron Saint of their parish, or another patron Saint.

Pray

- ▶ Invite the students to quiet themselves for prayer. Open the class Bible to Psalm 23. Have the students close their eyes as you slowly proclaim Psalm 23.
- ▶ Close with the Sign of the Cross.

Reinforce

Emphasize that Saint Anthony's public ministry with the words in Luke 4:18-19. Ask a volunteer to read the definition of...

Connect

Invite the students to complete the activity at the bottom of the page, and to share their completed character map with one other classmate.

Pray

Read Luke 4:18-19 and end with the Gospel acclamation from the liturgy.

Key Concept

God the Father's promise was fulfilled in his Son, Jesus.

Pray

Lead the class in praying the Hail Mary.

Teach

- ▶ Divide the class into two groups. Invite each group to read one of the two Gospel passages.
- ▶ Introduce the stories, and pause for a group to read each passage.
- ▶ Write the word *Incarnation* on the board. Read aloud the next paragraph, and ask the students to underline what this word means.
- ▶ Ask the students to read silently the last paragraph to discover why Mary is truly the Mother of God. She is the mother of Jesus, who is truly God.

Reinforce

- ▶ Read aloud the definition of *Incarnation* in Faith Vocabulary.
- ▶ Have the students make a word card for *Incarnation*.

Connect

Invite the students to complete the activity. Ask volunteers to read what they have written.

FAITH FOCUS

What did Jesus do to reveal God to us?

FAITH VOCABULARY**Incarnation**

The Incarnation is the mystery of the Son of God, the Second Divine Person of the Trinity, becoming truly man while not giving up being God.

public ministry of Jesus

This is the saving work that God the Father sent his Son, Jesus, to do, beginning with the baptism of Jesus and his announcement of that work in the synagogue in Nazareth.

The Incarnation

The birth of the Savior promised by God is one of the greatest revelations of his love for people. The angel Gabriel announced to the Blessed Virgin Mary,

"[Mary,] the holy Spirit will come upon you. . . [Your child] will be called holy, the Son of God."

Luke 1:35

Mary's son, Jesus, is the only Son of God.

An angel also told Joseph, the husband of Mary, that the Virgin Mary would give birth to a son. The angel said,

"You are to name him Jesus, because he will save his people from their sins."

Matthew 1:21

Jesus is a Hebrew name that means "God saves." The only Son of God the Father took on flesh. This means that the Son of God became truly human without giving up being God and lived among us. We call this mystery of faith the **Incarnation**. The word *incarnation* means "putting on flesh." Jesus is true God and true man.

Jesus, the only Son of God, is the Savior of the world. Because Mary is the Mother of Jesus, who is truly God, Mary is truly the Mother of God.

- 2 Why is Christmas a sign of God's love? What do you and your family do at Christmas time to celebrate God's love?



The Nativity Scene is a traditional retablo from the central Peru Andes; made from boiled potato and plaster of paris.

SCRIPTURE BACKGROUND

Life in Jesus' Time. Fourth graders will enjoy learning more background on what life was like during Jesus' time. Here are some facts to share: Families ate fish, fruit, eggs, milk, and homemade bread. At Passover, they feasted on roasted lamb. Generally, they lived in one-room houses. People slept on a raised platform at one end of the room. At night, the animals also slept in the room. The students played games, using clay dolls and toys, reed pipes and whistles, and slingshots. They played hopscotch and a game with twelve pebbles, which they threw in the air and then caught on the back of their hands. Facts like these help Gospel stories come alive for the students.

Jesus Begins His Ministry

Jesus grew up in the town of Nazareth in Galilee. A short time after his baptism in the Jordan River, it became time for Jesus to begin the work that the Father sent him to do. We call this work the **public ministry** of Jesus.

Jesus went to the synagogue in Nazareth. He took a scroll containing the writings of the prophet Isaiah. He unrolled it, stood up, and read aloud:


The Spirit of the Lord is upon me,
because he has anointed me
to bring glad tidings to the poor.

He has sent me to proclaim liberty to captives
and recovery of sight to the blind,
to let the oppressed go free,
and to proclaim a year acceptable to the Lord.

Luke 4:18-19

With these words, Jesus described the work the Father sent him to do. He is the Messiah who had been sent to them by God.

Activity Think of someone you have read about or know who has continued the work of Jesus. Make a character map to tell about this person.



Faith-Filled People

Patron Saints

Saint Anthony of Padua and other Saints are also patron Saints. Patron Saints are role models for groups of people, such as lawyers, students, parishes, and nations. Their lives show us ways to continue the work that Jesus began on Earth.

Key Concept

After Jesus was grown, he began his public ministry, the work that his Father had sent him to do.

Teach

- ▶ Remind the students about patron Saints. Encourage the students to learn more about your parish's patron Saint. Point out that this Saint can be a model for all of the members of the parish.
- ▶ Summarize the first paragraph of Jesus Begins His Ministry.
- ▶ Read Luke 4:18–19 to the students. Have the students close their eyes and listen for words and images that describe the work of Jesus.
- ▶ Ask the students to imagine that they are standing with the people in the synagogue listening to Jesus as he speaks. Invite the students to share their reflections about what they hear.

Reinforce

Emphasize that Jesus announced his public ministry with the words in Luke 4:18–19. Ask a volunteer to read the definition of *public ministry* of Jesus in Faith Vocabulary on page 69, and then do a word card for it.

Connect

Invite the students to complete the activity at the bottom of the page, and to share their completed character map with one other classmate.

Pray

Read Luke 4:18–19 and end with the Gospel acclamation from the liturgy.

FAITH-FILLED PEOPLE

Patron Saints. Over the centuries the Church has developed a calendar of Saints as part of the celebration of the liturgical year. These Saints represent men and women from different parts of the world, different periods of time, and every walk of life. Usually feast days of the Saints are celebrated on the anniversary date of the death of each particular Saint. For instance, the Feast of Saint Anthony of Padua is celebrated on June 13, the date of his death. On November 1, we celebrate All Saints. On this day, we commemorate all the Saints, known and unknown to us. Invite the students to read about the lives of their patron Saints: a Saint whose feast is celebrated on their baptismal day or birthday; a Saint with the same name as theirs; or a Saint they admire. They may "adopt" a patron Saint. For more information on the Saints, go to the Saints Resource at BeMyDisciples.com.

Key Concept

The miracles of Jesus were amazing signs of God's love at work in the world.

Pray

Invite the students to close their eyes and picture themselves talking to Jesus. Lead them in a short meditation:

Imagine you are in your favorite quiet place. (*Pause briefly.*) Now in your mind, Jesus comes to sit with you. Tell Jesus what is in your heart. (*Pause briefly.*)

Ask the students to open their eyes.

Teach

- ▶ Have the students read silently the first paragraph on page 70 to learn the purpose of Jesus' miracles.
- ▶ Ask the students to underline and share the meaning of the word *miracle*.
- ▶ Proclaim to the students the miracle of the healing of two blind men in Matthew 9:27–31.
- ▶ Invite the students' reactions to the story. Ask them how Jesus changed the lives of the blind men.
- ▶ Explain that the miracles of Jesus were an invitation to faith. This invitation was for the people of Jesus' time who were present when he first performed the miracle, but also for all who know about the miracle from the Gospel.
- ▶ Have the students share how this story helped people trust in God and how it could help them believe and trust in God's love for them.

FAITH FOCUS

How did Jesus reveal his Father's love?

Signs of God's Love

Jesus' whole life on Earth revealed his Father's love for all people. Miracles were some of the most amazing things Jesus did. The word *miracle* means "wonder, something amazing and marvelous." The miracles of Jesus were amazing signs of God's love at work in the world. The Gospels tell us about many miracles that Jesus performed during his public ministry.

Read about this miracle of Jesus giving sight to two blind men. See how Jesus changed their lives.

As Jesus passed on from there, two blind men followed [him], crying out, "Son of David, have pity on us!" When he entered the house, the blind men approached him and Jesus said to them, "Do you believe that I can do this?" "Yes, Lord," they said to him. Then he touched their eyes and said, "Let it be done for you according to your faith." And their eyes were opened. . . . they went out and spread word of him through all that land.

Matthew 9:27–31

Through this miracle, Jesus invited the two blind men and the other people who witness this miracle to believe and trust in God. The two blind men believed. They began to see not only with their eyes but also with "eyes of faith."

2 In what ways can faith change our lives?



Jesus Opens the Eyes of a Man Born Blind, Duccio di Buoninsegna (tempera on panel) c. 1278–1318

TEACHING TIP


Teaching About Miracles. Help the students distinguish between the miracles of Jesus and the events that are referred to as miracles in the media. God is present and working in our lives. A miracle is a sign or wonder brought about by God. As a sign, a miracle is part of God's loving plan of Salvation. Miracles are an invitation to faith.

Eyes of Faith

Jesus shared signs of God's love throughout his public ministry. Here are some miracles Jesus performed during his earthly ministry:

- Healing of a Centurion's Servant (Matthew 8:5–13; Luke 7:1–10)
- Calming a Storm on the Sea of Galilee (Matthew 8:23–27; Mark 4:35–41; Luke 8:22–25)
- Healing a Blind Man of Bethsaida (Mark 8:22–26)
- Healing of a Crippled Woman (Luke 13:10–17)
- Raising of Lazarus (John 11:1–44)

Jesus calls us to be people of faith. He calls us to see with eyes of faith and to live our faith. We are to be signs of God's love for others to see.

-  How can we see our world with eyes of faith?

Activity Use the Faith Planner to write the things that you do during the day to be a sign of God's love.

	Saturday	Sunday	Weekdays
Morning			
Noon			
Evening			

(71)

Catholics Believe

Signs of God's Love

All the people of the Church are called to be signs of God's love. People in your school and parish do this in many ways. Priests and religious, principals and teachers, children and adults all work together to pull into practice the values that Jesus lived on Earth.



Reinforce

- ▶ Invite the students to share what Jesus was teaching the people. *(He was teaching the people to believe and trust in God.)*
- ▶ Ask a volunteer to read Signs of God's Love in Catholics Believe. Remind the students that all are called to be signs of God's love.

Connect

- ▶ Invite the students to take a moment now to remember the opening prayer.
- ▶ Elicit responses to the question: How has Jesus changed the life of someone you know?
- ▶ Read aloud the directions for the Faith Planner activity, and invite volunteers to share how they are signs of God's love.

Pray

Invite the students to quiet themselves for a closing prayer:

Lord, open our eyes to the amazing signs of your love surrounding us. Give us eyes of faith to see the wonderful things you do for us every day. Amen.

THE TASKS OF CATECHESIS

Missionary Initiation. Every aspect of Jesus' life is a sign of God's love for all people. Divide the class into two groups. Ask one group to make a list of the things Jesus did while he was on Earth that reveal God's love for us; have the other group make a list of the things they do that express God's love for others. Afterward, ask the groups to compare lists. Help the students to make the connection between Jesus' earthly ministry with their call to continue Jesus' work in the world by living the Gospel.

Key Concept

Jesus is the Messiah.

Pray

- ▶ Proclaim the Gospel reading from page 69, beginning with the words, "Jesus went to the synagogue."
- ▶ Engage the students in a dialogue: When did Jesus read these words? (*at the beginning of his public ministry*) What did they mean to those who were listening? (*Jesus said that he would fulfill the promise of the Messiah.*)

Teach

Invite the students to read Jesus Is the Messiah as a script. Choose one student to be the narrator. Choose another volunteer to read the words of Jesus. Instruct everyone else to take the role of John's followers. Give everyone a moment to mark their parts. Then read the text.

Reinforce

Make copies of page 69 and page 72 for the students. Ask them to compare the two Scripture readings and highlight or underline similarities.

Connect

Direct the students to the discussion question. Give them a little time to think and jot answers in their books. Then invite them to share with the class. Be ready to offer your own answers at the beginning if they need a prompt, or in conclusion.

FAITH FOCUS

What does it mean to say that Jesus is the Messiah?

Jesus Is the Messiah

John the Baptist heard about the things that Jesus was doing. He sent two of his followers to investigate.

When John's followers found Jesus, they asked him, "Are you the Messiah, the one who is to come, or should we look for another?"

Jesus said to them in reply, "Go and tell John what you hear and see: the blind can see again, those who could not walk are walking, lepers are healed, and the deaf hear. Those who died are brought back to life, and the poor have the good news proclaimed to them."

Based on Matthew 11:2-5

Jesus' answer means that he is the Messiah. He was doing the work that the prophet Isaiah foretold. Jesus is the Anointed One, promised by God, to save all people from sin. Jesus is the Son of God who shows us the perfect love God has for everyone.

- 2 What signs do you see in your life that show Jesus is with us today?

Christ Healing the Sick,
c. 19th Century



SCRIPTURE BACKGROUND

Saint John the Baptist. John the Baptist never lost sight of his mission. His attitude toward Jesus was simple: "(Jesus) must increase; I must decrease" (John 3:30). His only work was pointing people to Jesus, the Messiah and Lamb of God. John's goal was to make sure that as many people as possible would recognize Jesus to be the Messiah. "(T)he Lamb of God, who takes away the sin of the world" (John 1:29). Thus it is that he sent his own followers to see what Jesus was doing, so that they might become disciples of Jesus.

I FOLLOW JESUS

Followers of Jesus Christ do amazing things. They love, forgive, and show kindness to people as Jesus did. Saint Paul wanted to help the first Christians be like Jesus. He wanted them to imitate Christ in what they did and said.

BE IMITATORS OF CHRIST

Imagine that you are sitting in a crowded room. You are listening to Saint Paul, who says,

So be imitators of God, as beloved children, and live in love, as Christ loved us. . . . Live as children of light, for light produces every kind of goodness and righteousness and truth. Try to learn what is pleasing to the Lord. Ephesians 5:1-2, 8-10

Remember what you wrote in your Faith Planner. Write down three things that you can do to be an imitator of Christ.

MY FAITH CHOICE

This week, I will be an imitator of Christ. I will be a sign of God's love in the world. I will



Pray, "Jesus, help me come to know and follow you better. Help me to love like you. Amen."

73

Reinforce

Remind the students that they announce the Good News of Jesus Christ today. They are signs of God's love for others to see.

Respond

- ▶ Paraphrase or read the introductory paragraph on the page.
- ▶ Have the students imagine that they are sitting in a crowded room and listening to Saint Paul. Invite a volunteer to read the Scripture passage.
- ▶ Give the students several minutes to think about how what they do and say imitates Jesus.

Choose

Have the students read silently My Faith Choice. Brainstorm ways that fourth graders can be signs of God's love in the world. Allow time for the students to choose how they will be imitators of Christ.

Pray

Invite the students to silently pray the prayer at the bottom of the page.

HUMAN METHODOLOGIES

Learning Within the Christian Family. The *National Directory for Catechesis* notes "The Christian family is ordinarily . . . the primary environment for growth in faith" (NDC 29D). A Christian writer once described how Jesus' followers acted: "See how they love one another." Emphasize that we grow in faith when we show love and respect for family members, when we pray together, and when we help one another. Have the students suggest specific ways they can be a sign of Jesus' ministry by their loving words and actions at home.

We make the Sign of the Cross with holy water. This sign is included in the prayer for the cross.

Pray

Begin class by reminding the students that God is present. Pray the Sign of the Cross together.

Recall

- ▶ Ask volunteers to state three important facts that they learned about Jesus in this chapter.
- ▶ Have the students compare these facts to the To Help You Remember statements.
- ▶ Introduce the word search activity. After the students find the faith words, ask them to share the meaning of each word with a partner.

Reflect

Give the students adequate time to reflect, and then complete the activity.

Share

Have the students brainstorm a list of all the people who are shepherds in your school or parish. Depending on the numbers, have each student write a note or two. Alternatively, have them work in pairs or small groups to write the notes. Help with spelling and ideas if necessary. Decide how the notes will be delivered.

Direct the students to the discussion question. Give them a little time to think and jot answers in their books. Then invite them to share with the class. Be ready to offer your own answer at the beginning if they need a prompt, or in conclusion.

TO HELP YOU REMEMBER

1. Jesus is the only Son of God who became one of us and did not give up being God.
2. When Jesus began his public ministry, he announced that he was the Promised One of God.
3. Everything Jesus said and did was a sign of God's love for people.

Chapter Review

Recall

Circle the faith words hidden in the puzzle. Share the meaning of each word with a partner.



Reflect

Blessed Teresa of Calcutta said, "Do ordinary things with extraordinary love." Write three things that you do every day. Then tell how you could do each of them to show God's love.

Share

Write thank you notes to persons in your school who love and care for others. Thank them for their loving words and caring actions. Be sure to send them!

74

SPECIAL NEEDS

Providing a Word Bank. Post a list of the words the students will be looking for in the puzzle. Matching the words may come easier than creating them from memory for students with reading difficulties. This technique can be used wherever a selection of words is needed to complete an activity.


Need: Students with reading deficits

We Believe

We profess our faith in Jesus Christ when we pray the creeds of the Church. We pray the Nicene Creed each Sunday at Mass. Pray this part of the Nicene Creed.

- Group 1:** I believe in one Lord Jesus Christ,
the Only Begotten Son of God.
- Group 2:** born of the Father before all ages,
God from God, Light from Light,
- Group 1:** true God from true God,
begotten, not made,
consubstantial with the Father;
- Group 2:** through him all things were made,
- Group 1:** For us men and for our salvation
he came down from heaven,
- Group 2:** and by the Holy Spirit was incarnate
of the Virgin Mary,
and became man.
- Group 1:** For our sake he was crucified under
Pontius Pilate,
- Group 2:** he suffered death and was buried,
and rose again on the third day
in accordance with the Scriptures.
- Group 1:** He ascended into heaven
and is seated at the right hand
of the Father,
- Group 2:** He will come again in glory
to judge the living and the dead
and his kingdom will have no end.

All: Amen.



We Pray

- ▶ Gather the students in the prayer center. Have a small bowl of water ready. Use holy water if possible.
- ▶ Divide the class into two groups and pray the profession of faith, We Believe.
- ▶ Dip your right thumb into the water and make a sign of the cross on each student's forehead, saying, "(Name of student), remember that you are a sign of Jesus to the world."
- ▶ End by praying together the Sign of the Cross.

LITURGY CONNECTION

Our Profession of Faith. At the Baptism of infants the parents and godparents of the infants renew their own baptismal promises as a profession of faith. We are baptized "in the name of the Father, and of the Son, and of the Holy Spirit." We renew this profession of faith and belief in the Trinity when we recite the Creed during Mass. The Creed can be divided into three parts. The second part of the Creed, which is the prayer for today's class, expresses our belief in the Second Person of the Trinity and the mystery of Christ's Redemption. We also renew our profession of faith in the Trinity when we make the Sign of the Cross with holy water. This sign is included in the prayer for this class.

Preview

- ▶ Have the students carefully tear out pages 75 and 76 along the perforation.
- ▶ Encourage the students to share these pages with their families, and to complete the activities together.
- ▶ If they did not complete the review activity on page 74 by the end of the session, emphasize that they can complete it with their families at home.
- ▶ Point out the title and theme of the next lesson to the students.

Visit BeMyDisciples.com

- ▶ Take time with the students to explore the many activities and resources available at the *Be My Disciples* Web site.
- ▶ Encourage them to join with their families to discover the many resources available at the Web site.

Before Moving On ...

As you finish today's lesson, reflect on the following questions before moving on to the next chapter.

What have I learned about the gifts and talents of the students in my class? How am I encouraging the students to use their talents?

With My Family

This Week ...

In Chapter 5, "The Son of God," your child learned:

- ▶ God fulfilled his promise to send the Messiah, the Savior and Redeemer of the world.
- ▶ The angel Gabriel announced to the Blessed Virgin Mary that she would give birth to the Son of God and name him Jesus.
- ▶ The Son of God became man without giving up being God. This mystery of faith is called the Incarnation. Jesus is true God and true man.
- ▶ The miracles of Jesus were unique signs of God's saving presence in the world, inviting people to faith in God.
- ▶ Love is the greatest of all virtues. Jesus' whole life was a sign of God's saving love for all people.

For more about related teachings of the Church, see the Catechism of the Catholic Church, 422-507 and 512-560, and the United States Catholic Catechism for Adults, pages 79-87.

Sharing God's Word

Read together Luke 4:18-19, Jesus announcing the work that his Father had sent him to do, or read the adaptation of the story on page 69. Discuss how you see your parish continuing the work of Jesus.

We Live as Disciples

The Christian home and family is a school of discipleship. Choose one of the following activities to do as a family, or design a similar activity of your own:

- ▶ Read about Jesus' baptism in Matthew 3:13-17. Name some of the things that your family does or can do to tell others about Jesus.
- ▶ Name some of the people in your school who are continuing the work of Jesus. Then choose one thing to do as a family this week to continue the work of Jesus.

- ▶ Make a "Top Ten" list of loving things that your family does for others. Post the list on your refrigerator as a reminder that your family practices the virtue of love and is a sign of God's love.

Our Spiritual Journey

Saint Paul teaches that love is the greatest of all the virtues. Love is the driving power of living our faith. In this chapter, your child professed his or her faith in God. Read and pray together the prayer on page 75. Or profess your faith in Jesus: "I believe in one Lord, Jesus Christ, the Only Begotten Son of God." Then discuss how your love for God drives you to live your faith.



For more ideas on ways your family can live as disciples of Jesus, visit BeMyDisciples.com

ENRICHING THE LESSON

Music and Prayer. Some students learn best through the medium of music. Music used in connection with a prayer service can serve to set the mood, reinforce key concepts, touch the heart as well as the head, and inspire a faith response. As often as possible, incorporate music into your weekly lessons.

Enriching the Lesson

Drawing Activity on Following Jesus

Purpose

To reinforce the concept that the students are to be signs of God's love for others (taught on page 68)

Directions

This is a prayer that you might have learned as a child: "Jesus has no hands on Earth but yours; no feet on Earth but yours. We are his feet and we are his hands."

- ▶ Read the prayer to the students.
- ▶ Pass out two sheets of large construction paper to each student.
- ▶ On one sheet, have the students trace their footprints and list some of the places that their feet have taken them where they can serve and love others.
- ▶ On the other sheet of paper, they can trace their handprints and list some of the things that their hands have done that are signs of God's love for others.
- ▶ On the reverse side of each piece of construction paper, ask the students to write their own prayers about being the hands and feet of Jesus.

Materials

construction paper
crayons or markers

Creating Games to Review Faith Vocabulary

Purpose

To reinforce the Faith Vocabulary (taught in each chapter)

Directions

The students should review all the faith vocabulary words taught in the previous chapters.

- ▶ In small groups, have them design word searches, crossword puzzles, or codes to reinforce the vocabulary.
- ▶ Provide time for the groups to exchange and complete the activities.

Materials

blank paper
pens or pencils

Creating a Refrain about God's Love

Purpose

To reinforce the importance of being signs of God's love (taught on pages 68-69 and 71)

Directions

Just as some students express their understanding through art or music, other students express their knowledge through kinesthetic activities.

- ▶ In small groups, have the students create a refrain or cheer for fourth graders that encourages one another to be a sign of God's love.
- ▶ Ask them to include gestures with their refrains or cheers.
- ▶ The students might make streamers or pom-poms in the color of the liturgical season.
- ▶ Allow each group to present their refrain or cheer to the class.

Materials

none